



**LONDON BOROUGH OF CAMDEN
PENSION FUND ANNUAL REPORT**

2022/23

CONTENTS

Section

| | |
|---|-----|
| <u>Section 1: Forewords</u> | 3 |
| <u>Section 2: Overview</u> | 7 |
| <u>Section 3: Scheme Management</u> | 10 |
| <u>Section 4: Scheme Governance</u> | 19 |
| <u>Section 5: Investment Policy & Performance</u> | 25 |
| <u>Section 6: Actuarial Report</u> | 30 |
| <u>Section 7: Funding Strategy Statement</u> | 32 |
| <u>Section 8: Investment Strategy Statement</u> | 33 |
| <u>Section 9: Communications Policy Statement</u> | 34 |
| <u>Section 10: Further Information</u> | 35 |
| <u>Section 11: Glossary Of Pension Terms</u> | 37 |
| | |
| <u>Annex 1: Governance Compliance Statement</u> | 42 |
| <u>Annex 2: Funding Strategy Statement</u> | 51 |
| <u>Annex 3: Investment Strategy Statement</u> | 72 |
| <u>Annex 4: Communications Policy Statement</u> | 117 |
| <u>Annex 5: Risk Register</u> | 120 |
| <u>Annex 6: Statement of Accounts</u> | 162 |

SECTION 1: FOREWORDS

Report of the Chair, Pension Committee



Cllr Rishi Madlani, Chair of the Pension Committee

I am pleased to present the 2022/23 Annual Report for the London Borough of Camden Pension Fund. The year was especially busy for the Fund as we prepared for the results of the Triennial Valuation in September 2022. As is usual for this Fund, we have sought to be transparent on the assumptions and methodology underpinning the valuation, with items reported on the assumptions used in the valuation (July 2022), the Contribution Strategy for employers in the Fund (September 2022) and Fund maturity and Longevity (December 2022). We also took the final employer results to our March 2023 Committee.

The Fund itself finished the year at £1.9bn (down from £2.2bn). The decrease was largely the result of the second largest employer in the Fund, the Improvement and Development Agency, switching funds to Merseyside and transferring £202m of assets out early in 2022/23. The remaining decrease was accounted by reductions in underlying fund values (the average Fund reduced by -3.3% in the year).

Benchmarking has shown that over 1 year the average LGPS Fund was down -3.3% with the Camden Fund down -3.4%. Over a longer period of three years the average fund increased by +8.9% but the Camden Fund returned +10.6%. Officers and advisers spent the second half of the reporting period preparing a report on the Investment Strategy Review which concluded with a report to Committee in July 2023 after the 2022/23 period this report covers.

The triennial valuation itself was pleasing reading with the positive funding level increasing from 103% as at March 2019 to 113% as at March 2022. This further increased the implied solvency of the Fund and increased the assets the Fund needs to support the liabilities, as calculated by the Actuary, Hymans Robertson. Over this triennial valuation period the Fund's investment return has been c. 31% rather than the actuary's forecast expectations of 14.2%. The likelihood of the Fund's investment strategy meeting the required funding objective has improved from 72% at the last valuation to 78% now. The actuary assessed that the pandemic has not significantly impacted liabilities.

Following a year of exceptional inflation, largely driven by the unjust war in Ukraine, RPI in the UK had hit 13.5%. We hope the Fund's diverse asset allocation helps to mitigate the uncertain economic times.

During the year the Fund continued its journey toward a lower carbon exposure. We estimate that fossil fuel exposure was 2.37% of the overall portfolio. The Fund continues to invest in climate aware or focussed funds such as the Baillie Gifford Global alpha Paris-aligned fund, The Legal and General Future World fund and the CIV Infrastructure fund, of which c. 41% is invested in renewable energy. Taken

together these allocations account for 31% of the Fund and demonstrate our commitment to strong impact investment.

Over the year the Fund was incredibly active and met with the majority of its fund managers: Baillie Gifford diversified growth fund, Aviva Real Estate Long Income fund, equity Managers Baillie Gifford and Harris, property managers CBRE and Partners, CQS (bonds), StepStone (Infrastructure), Legal and General (passive equity and gilts) and HarbourVest (private equity).

Performance issues are always scrutinised at these meetings, but they also provide an opportunity to discuss various Environmental, Social and Governance and Responsible Investment issues. To give you a flavour of some of the discussions, some of the issues discussed ranged from gender equality within these investment management businesses, climate transition, energy usage of property, use of ESG in investment decisions, progression of women at these investment companies, diversity of the investment committee, Task-force on Climate-related Financial Disclosure reporting, the carbon footprint of specific stocks including poor governance, net-zero transition, greenwashing, the gender pay gap, and bio-diversity. This gives a real sense of the breadth as well as depth of the issues considered.

We also continue to play an active role in the Local Authority Pension Fund Forum (LAPFF) with the Vice-Chair being elected to the executive in October 2022. LAPFF meetings have both an officer and member presence.

The Pension Committee is made up of eight elected members and, following the elections in May 2022, four new members joined the committee with four leaving. My thanks especially go to longstanding Cllr Abdul Quadir for his many years of service to the Fund over a decade who left at the last elections. I was also delighted to welcome Cllrs Burrage, Prince, Slater and Spinella on to the Committee who have made great progress in getting up to speed and contributing to the work of the Committee. Our Actuaries and Investment Consultants have completed a thorough induction in June 2022. Cllr Heather Johnson continues to assist me as Vice Chair and has been active with LAPFF and investment manager meetings and continues to make a significant impact. The Committee takes very seriously the need to keep up to date with the changing world of Local Authority Pensions and endeavours to establish a regular training and learning schedule. The Committee continues to use the Hymans online learning programme and I expect all members of the Committee to invest time developing their knowledge to support the Pension Committee's aims.

In terms of membership, the Fund continues to grow, ending the year with 22,636 members (an additional net 616 members joining the Fund in the year). We should never forget the real reason why we all do this, which is to provide decent benefits to hard-working public-sector and charity workers and their families throughout retirement.

I would like to thank our in-house team of officers: Jon Rowney, Daniel Omisore, Nigel Mascarenhas, and the Pensions shared service which administers the benefits and collects contributions. Thanks also to our independent adviser Karen Shackleton, our investment advisors, Isio, and last but not least our actuaries, Hymans Robertson, who have had a very busy year concluding the triennial valuation and hitting all our

demanding reporting deadlines. I would also like to thank the Pension Board for their continued hard work in scrutinising the business of the Pension Committee.

.

Report of the Executive Director Corporate Services

This report details the financial position of the Pension Fund and the performance of the investment managers appointed to manage the investment portfolio.



**Jon Rowney, Executive Director
Corporate Services**

The London Borough of Camden Pension Fund is part of the national Local Government Pension Scheme (LGPS). The LGPS was set up by the Government to provide retirement and death benefits for local government employees, and those employed in similar or related bodies, across the whole of the UK. The Council is the administering authority for the Fund and operates in line with LGPS regulations.

As the administering authority, the Council has a duty to ensure that the Fund is effectively managed, ensure that all contributions, investment income and other amounts due to the Fund are collected and that surplus monies are invested in accordance with the Fund's Investment Strategy Statement which is included in this report. The Fund is also required to act in the best interests of fund members and ensure that cash is available to meet liabilities as they fall due. The Fund's fiduciary duty to fund retired member liabilities needs to be balanced against other issues including the Fund's strong commitment to Environment, Social and Governance (ESG) issues. The action taken by the Pension Committee of the Fund has resulted in a significant reduction in the proportion of fund assets invested in fossil fuel extraction companies in the past decade.

Following a good year in 2021/22, global markets and the Fund saw a reduction in the Fund value by -3.4% over the financial year and was valued at £1.926bn as at 31 March 2023. Quarter-by-quarter, the year began quite poorly as many assets classes fell in value due to the disturbing conflict in Ukraine, debilitating inflation increases and tightly controlled monetary policy response, leading to a gloomy outlook for the Global economy. As the year went on these issues persisted. In the final quarter these issues were compounded further by the banking crises involving the Silicon Valley Bank collapse which affected other US lenders and also Credit Suisse, causing further decreases in asset prices.

Comparing ourselves to other funds using benchmarking data the Fund returned 3-4% compared to the average of -3.3% during 2022/23. This ranked us in the 55th percentile (in the middle), but strong growth in previous years means that the Fund remains in the top quartile (25%) over a 3-year period. It is important to remember that the Fund's performance is still above the level generated if the Fund had merely matched the actuary's assumptions used in the 2019 triennial valuation.

Volatility has once again stemmed largely from equities over the year, to which the Fund has a relatively high allocation (56% as at 31 March 2023). The ongoing Investment strategy review after the period end has agreed to a rebalancing away from equities, as they represent a significant element of risk for the Fund. Equities

performed below average and were a contributing factor to the poor performance of the fund contributing a loss of -1.1%.

Sovereign bond yields also performed poorly over the year contributing a loss of -12.8% to the fund due to increase in global interest rates. Returns on property saw mixed results after a strong showing the previous year. Two of the funds UK property managers, CBRE, and Aviva, have both experienced under-performance in 2022/23 (-12.8% and -15.4%, respectively). However, Partners - the global property manager achieved gains on average of 15.1%. UK property is volatile due to the slow-down in UK commercial property and house prices.

In a year of mixed equity returns, some managers have performed better than others. Our passive equity managers, Legal & General, saw a -1.0% under-performance over twelve months, better than their index return of -1.2%.

Harris outperformed their target slightly by +0.7% however Baille Gifford underperformed against its target by -5.8%. Some of this divergence in performance has been due to the favouring of value stocks (Harris) overgrowth (Baillie Gifford), which has particularly affected the latter. The London CIV are monitoring the Baillie Gifford fund closely.

Our private equity managers HarbourVest has underperformed against benchmark by -2.7% which is in line with the expected slowdown in private equity and the strong results in previous years. They are one of the few managers in the long-term (since inception who have very strong positive out-performance).

Aligned to our strong focus on the Fund's performance and fiduciary duty is the Fund's equally strong commitment to Environment, Social and Governance (ESG) issues. There is strong evidence to show that since 2017, the Fund reduced the overall carbon footprint of the Fund from an estimated 7.2% in 2012, when it was first imperfectly measured, to 2.37% in March 2023 – and measured with greater accuracy. In that time the Fund has gone from being 72% funded in 2016 to 113% funded in 2023. These very strong returns amply demonstrate that for a fund such as Camden's, good financial returns and decarbonisation are not mutually exclusive.

The Council declared a Climate and Ecological Emergency in 2019, the same year in which the Fund created its investment beliefs, with Climate Action as a key theme. Climate action has been a feature of the Fund's voting policy since 2017, and the Fund engages, through LAPFF and unilaterally, with managers to further these ESG principles, especially with regards to the Fund's three headline SDGs.

The Fund is a member of the London CIV pool which was formed as part of the Government pooling agenda aimed at reducing investment costs, gaining economies of scale and promoting investment in infrastructure in the LGPS. As at the end of the year, the Pension Fund had 77% of its assets invested via the London CIV platform and I am pleased to report that we are making strong progress towards asset pooling.

We expect the Fund's participation in the London CIV pool to deliver better investment returns and reduce the cost of investing over time.

Looking forward, it is clear that the geo-political turmoil and economic uncertainty and inflation will be felt for some time yet, and the immediate outlook remains uncertain.

However, economies in the developed world remain resilient and the Fund has performed well in a long-term context, which is the timeframe pension funds should focus on and is performing better than actuarial assumptions. Markets have continued to be volatile at the time of writing, but the Fund is well diversified and, as the recommendations of the investment strategy review are implemented, this will continue into 2023/24.

SECTION 2: OVERVIEW

The Pension Fund Annual Report

The Pension Fund Annual report pulls together many of the reports and statements which the Fund produces into a single, annual document. Scheme members and other interested parties should find the single publication a good source of information on key matters about the Fund.

The Report comprises a number of sections and annexes, in order to comply with the many regulatory requirements laid out in the Local Government Pension Scheme (Administration) Regulations 2008 and (subsequently) 2013 and 2016.

The body of the report contains sections on:

Scheme Management – Reports including the management of risks within the fund; the preparation of the accounts; responsibilities of the Executive Director Corporate Services; and report of scheme administration.

Scheme Governance – Reports on the governance structure and terms of reference of the Pension Committee, together with attendance and training.

Investment Policy & Performance – Investment market review with performance of the investment managers; detail of the Fund investments and asset allocation; and the corporate engagement undertaken on behalf of the Fund.

Actuarial Report – A summary report based on the most recent triennial valuation conducted by the fund actuary.

The sections thereafter introduce the main statements, which are included as annexes to the report, namely:

- Governance Compliance Statement
- Funding Strategy Statement
- Investment Strategy Statement
- Communications Policy Statement
- Risk Register

The Local Government Pension Scheme (LGPS)

The London Borough of Camden Pension Fund is a statutory funded scheme, governed by the Local Government Pension Scheme Regulations 2013 and subsequent amendments. It is a defined benefit scheme now based on career average revalued earnings (from 1 April 2014, previously final salary) which provides pension benefits to employees of the Council and other bodies which are set out in law. Employees have complete discretion on whether to be members of the scheme.

The Council is the administering authority and responsible for all aspects of the Fund's operations. The Executive Director Corporate Services is responsible for administration and preparation of the Fund's Statement of Accounts in accordance

with the Pension Statement of Recommended Practice (SORP). The costs of administration and payment of pensions and benefits are chargeable to the Fund.

The scheme is required to be either fully funded or have a strategy to become so within a period defined by the Actuary. It is financed by contributions from employers and employees and investment income. Funds not immediately required to finance pensions and other benefits are invested in a selection of financial assets. These assets must be sufficient to meet the future pension entitlements of both past and present employees. This is achieved by adjusting the level of employers' contributions every three years following an actuarial review by an actuary, currently Hymans Robertson.

Contributions & Benefits

Legislation requires actuarial valuations of local authority pension funds to be undertaken every three years to calculate the funding level and determine the annual contributions to be made by the employing bodies. The valuation on which the employers' contributions for 2022/23 were based was carried out as at 31 March 2022, and applies to the three financial years from 1 April 2022.

Under the scheme regulations, employees contribute to the scheme according to set tiered contribution rates, based on pensionable pay. From 1 April 2022– 31 March 2023 these rates were as follows:

| <i>Band</i> | <i>Range</i> | <i>Contribution Rate</i> | <i>50/50</i> |
|-------------|----------------------|--------------------------|--------------|
| 1 | Up to £14,600 | 5.50% | 2.75% |
| 2 | £14,601 to £22,900 | 5.80% | 2.90% |
| 3 | £22,901 to £37,200 | 6.50% | 3.25% |
| 4 | £37,201 to £47,100 | 6.80% | 3.40% |
| 5 | £47,101 to £65,900 | 8.50% | 4.25% |
| 6 | £65,901 to £93,400 | 9.90% | 4.95% |
| 7 | £93,401 to £110,000 | 10.50% | 5.25% |
| 8 | £110,001 to £165,000 | 11.40% | 5.70% |
| 9 | £165,000 or more | 12.50% | 6.25% |

The LGPS is a defined benefit "career average" scheme. For each year of membership, a pension equal to a 49th of an employee's pensionable pay in that year will be accrued. Inflationary increases are added in subsequent years to ensure that the pension keeps up with the cost of living.

The administering authority is also required to make provision to enable employees to make additional voluntary contributions (AVCs) to purchase enhanced pension benefits. The AVC providers for the Camden Pension Fund are Phoenix Life and Prudential Assurance.

TCFD reporting

The Task Force for Climate-related Financial Disclosures (TCFD) was convened by the Financial Stability Board in 2015 to "develop voluntary, consistent climate-related financial disclosures that would be useful to investors, lenders and insurance underwriters in understanding material risks". Official supporters of the TCFD total 930

organisations representing a market capitalisation of over \$11 trillion. Disclosure that aligns with the TCFD recommendations currently represents best practice. The TCFD published its final report in June 2017, setting out overarching recommendations in four thematic areas: governance; strategy; risk management; and metrics and targets. Beneath these sit 11 recommended disclosures that provide more granular detail on the information to be disclosed under each of the recommendations.

The design and structure of the recommendations are intended to provide the market with decision-useful, forward-looking information on how organisations are addressing climate-related risks and opportunities in their activities.

Following the Department for Work & Pensions' announcement in June 2021 of how private sector pension schemes would have to meet obligations under TCFD it has also been reported that DLUHC intends to consult on the implementation of mandatory TCFD-aligned reporting in the local government pension scheme (LGPS) by 2023.

Mandatory TCFD-aligned disclosures would require that organisations provide decision-useful information to help:

- build awareness of climate-related risks, opportunities and impacts across the economy
- integrate assessment and management of these risks, opportunities and impacts
- inform investment decisions, improving market effectiveness through more efficient pricing and allocation of capital, empowering stewardship and driving economic change to support the transition to a lower carbon economy and resilience to physical climate risks
- stimulate the development of green financial products – and competition between providers of these products – with follow on benefits for consumers.

The Camden Pension Fund is supportive of these proposals, and will aim to introduce the disclosures ahead of the mandated timeline. The Fund has been reporting to the Pension Committee on its carbon footprint annually since 2017.

All of the Fund's managers report TCFD disclosures and the Fund uses Climate Analytics reported by the London CIV to analyse equity and bond portfolios..

SECTION 3: SCHEME MANAGEMENT

Scheme Management and Advisers

The roles, names and addresses of officials responsible for the management and advice given to the Fund can be found in **Annex 3**, as part of the Investment Strategy Statement. In pension committee in July 2023 the Investment strategy statement was updated for investments from 2023/24 onwards and will be reported in the Annual report for 2023/24.

Risk Management

The Camden Pension Fund has a [Funding Strategy Statement \(FSS\)](#) which is a summary of the Fund's approach to funding its liabilities. The FSS is reviewed in detail at least every three years in line with the triennial valuations. The Fund last reviewed its Funding Strategy in 2022 and was agreed in December 2022 by the Pension Committee.

There are four common approaches to dealing with identified risk:

- **Avoidance of risk** – desist from participating in the activity that gives rise to the risk in future.
- **Reducing the risk** – take action to minimise the likelihood of the risk occurring, or taking action to minimise impact if risk occurs.
- **Transferring risk** – total or part transfer of risk, mostly through insurance.
- **Accepting the risk** – acknowledge the cost of effectively dealing with risk is disproportionate to the potential benefit to be gained, or that any action taken may be limited in reducing the risk.

The Administering Authority has an active risk management programme in place and presents a Risk Register to the Pension Committee on an annual basis, and was last reviewed in July 2023. The measures that the Administering Authority has in place to control key risks are summarised under the following headings:

- **Financial** - relate to investment risks which can include interest rate, currency, market – the nature of these risks and how the fund deals with them are detailed in the fund's Statement of Account.
- **Demographic** - relate to changes in demography that fall outside of the actuary's assumptions and therefore lead to increased fund liability
- **Regulatory** – that the national scheme will be changed by government or that new regulations brought in by government will result in increased fund liability
- **Governance** - the arrangement for overseeing the strategic investment of fund assets including ESG related issues and admissions/cessation of fund employers is inadequate; and
- **Administrative** – that the process and resources in place to manage the daily operation of the fund are inadequate.

More information on risk can be found in the FSS, and the ISS also outlines the Authority's approach to risk and the measurement and management of those risks. The risk register is appended at **Annex 5**.

Internal Audit

Internal Audit undertook a comprehensive audit of the pensions administration and investments functions in 2020/21. The scope of this audit extended to the following areas:

- Joiners
- Employee and Employer Contributions
- Benefits, Retirement Pensions and Grants
- Transfers and refunds
- Fund Management
- Pensions Data and Security
- Reconciliations
- Actuarial Valuations and Assumptions
- Performance monitoring

The most recent internal audit report in January 2022 gave substantial assurance indicating that there is a largely sound system of control and highlighting some minor weaknesses. The review identified no critical or high priority findings.

External Audit

Camden appointed Mazars who will be carrying out the external audit on the Statement of Accounts for both the Council and Pension Fund in 2022/23. Owing to delays brought about by the COVID-19 pandemic, the 2020/21 accounts for both the Pension Fund and for the Council have been audited and the audit completion reports have been received by the Council's Audit and Corporate Governance Committee, but that the 2021/22 and 2022/23 accounts have not been prepared or audited. Officers continue to work to finalise these, and no major issues with the opinion on the Pension Fund accounts are anticipated.

Management of third-party risks

All of our fund managers and our custodian have external verification of their internal controls by their own external auditors. External auditors comment on whether the controls were suitably designed and operated effectively throughout the reporting period.

(a) Fund Managers

For fund managers, auditors typically issue a report of the Statement on Standards for Attestation Engagements (SSAE 16) in North America, or Audit & Assurance Faculty (AAF 01/06) in the UK. The International Auditing & Assurance Standards Board (IAASB) has also developed the International Standard on Assurance Engagements (ISAE 3402) as a global standard of reporting, for use from 2012. These reports describe internal controls in operation, and tests of operating effectiveness in the third

party's control environment. The statement also provides information on third party controls that may be relevant to the internal controls of clients.

The Fund has obtained the following control reports, the most recent available for each fund manager. Some reports have been written to comply with more than one set of control standards, to cover a mixed client base.

| Investment Company | Report Type | Reporting year to | Assurance Level | Auditor |
|--|-----------------------|----------------------------|------------------------|-------------------|
| Baillie Gifford & Co | ISAE 3402 | 30th Apr 2023 | Reasonable Assurance | PwC |
| CBRE Global Investment Partners | ISAE 3402/ AAF 01/20 | 31 st Dec 2022 | Reasonable Assurance | KPMG LLP |
| Harris Associates LP | SOC1 | 31 st Aug 2022 | Reasonable Assurance | Ernst & Young LLP |
| HarbourVest Partners LLC | SOC1 | 30 th Sep 2022 | Reasonable Assurance | Ernst & Young LLP |
| Legal & General Investment Management (Holdings) Ltd | ISAE 3402 / AAF 01/20 | 31st Dec 2022 | Reasonable Assurance | KPMG LLP |
| Partners Group Holding AG | ISAE 3402 | 31 st Dec 2022 | Reasonable Assurance | PwC |
| CQS | ISAE 3402 | 31 st Dec 2022 | Reasonable Assurance | RSM LLP |
| Stepstone | SOC1 | 30 th June 2022 | Reasonable Assurance | Ernst & Young LLP |
| Aviva Investors | ISAE 3402 / AAF 01/20 | 30 th Sep 2022 | Reasonable Assurance | PwC |

(b) Custodian

JP Morgan is the Fund's custodian. The control report for JP Morgan for the year to 30 September 2022 was prepared by PricewaterhouseCoopers in accordance with International Standard on Assurance Engagements (ISAE) 3402.

In each case the auditor assessed the internal control procedures as written in the report, and concluded that

- The report description fairly presents the investment management activities that were designed and implemented throughout the period;
- The controls related to the control objectives were suitably designed to provide reasonable assurance that the control objectives would be achieved if those procedures were complied with; and
- The control procedures that were tested were operating with sufficient effectiveness to provide reasonable assurance that the control objectives were achieved in the period.

(c) Pool operator – London LGPS CIV Ltd

The London Collective Investment Vehicle have provided internal controls reports for each manager of each CIV sub-fund in which the Fund has investments, For the CIV itself and for the CIV's administrator, Northern Trust, bridging letters have been supplied, for the year to 30 September 2022 and 30 April 2023 respectively. These bridging letters provide reasonable assurance.

Statement of Accounts for 2022/23

The Statement of Accounts for the financial year to 31 March 2023 are currently being prepared by officers and will be submitted to the external auditors, Mazars, in due course.

Responsibilities of the Executive Director Corporate Services

The Executive Director Corporate Services is responsible for the preparation of the Fund's Statement of Accounts in accordance with proper practices set out in the CIPFA Code of Practice on Local Authority Accounting.

In preparing the Statement of Accounts, the Executive Director Corporate Services has:

- Selected suitable accounting policies and then applied them consistently.
- Made judgements and estimates that were reasonable and prudent.
- Complied with the Code of Practice on Local Authority Accounting.
- Kept proper accounting records which were up to date.
- Taken reasonable steps for the prevention and detection of fraud and other irregularities.

Review of Administration**Arrangements for Scheme Member & Pensioner Administration**

The Local Government Pension Scheme regulations require employing and administering authorities to work together to ensure the effective running of the scheme. The administering authority is responsible for pension fund investments, the calculation and payment of benefits and for maintaining scheme member records and computerised administration systems. The employing authority is responsible for applications to join or leave the scheme, assigning employees to the correct contribution band, deciding when to pay retirement benefits and providing relevant employee data to the administering authority.

The London Borough of Camden is both an administering and employing authority. The pension administration function of the administering authority is carried out by the Pensions Shared Service (PSS), set up between Camden and Wandsworth, and now also including Merton, Richmond, Waltham Forest and Bromley. The employing

authority role falls to Camden's Human Resources service although some employing authority functions (such as the calculation of final pay) are performed by the PSS.

There are a number of active Scheme employers within the Camden fund comprising of 19 admission bodies, 5 academies or free schools, and one other scheduled body not including Camden Council itself. For members in these arrangements, it is their employer that carries out the employing authority functions.

There is another group of members who work in Camden's schools who are employed by Camden but are not paid through Camden's payroll system. The PSS do not have direct access to contractual information relating to the scheme members and therefore has to rely on the schools, admitted bodies and scheduled bodies to provide information on starters, leavers and amendments. High levels of the PSS's resources are dedicated to this group of staff as they are more onerous to administer than staff on Camden's payroll system. The PSS works with these employers in an effort to improve the quality and timeliness of this data.

Administration of the pension payments is undertaken by the PSS and the payroll is run on the Council's ORACLE financial system. The Fund provides twelve monthly payments a year with a payslip posted to home addresses in March, April and May and also when the net pension differs by more than £1 from the previous month.

Internal Dispute Resolution Procedure (IDRP)

IDRP is a two-stage system with Stage 1 being considered by the Head of Pension Shared Service. A notification of the right to access IDRP is included with any notification of decisions made by the Fund such as benefit notices. The Stage 2 officer is the Council's Borough Solicitor. In 2022/23, one IDRP complaint was received, which was not upheld.

Key Uses of Technology

The staff of the PSS have direct access to the payroll records of the majority of the scheme's active members through the Payroll/HR module of the Council's main financial information system, ORACLE. There are monthly interfaces from Oracle to the pensions administration system, ALTAIR. The interfaces allow transfer of data for new starters, contractual changes such as changes in hours and personal changes such as home addresses.

There is also an annual interface for posting pension contributions. For members that are not paid through ORACLE, such as staff working in schools or for external bodies that have an admission agreement with the Council, the PSS relies on these outside bodies to provide the data. To improve the timeliness and accuracy of data from external bodies the PSS commenced the onboarding of the i-Connect system which facilitates the electronic transfer of data monthly.

The Council has now fully implemented i-Connect - and so all employers are on this system. This will improve the flow of data between PSS and payroll systems used by the different employers in the Fund, which minimises manual intervention in the process and ensures robust data integrity. The system directly pulls data from

employers' payroll systems, automatically identifying new joiners, opt-outs and leavers and seamlessly generate an extract for submission to PSS in a single solution.

There is a range of pensions information available on the internet. Details of this information, and where it can be found, are contained within **Annex 4: Camden Pension Fund Communications Policy Statement**

Scheme Administration Costs

The cost of administration in 2022/23, including actuarial fees, was £811,483; this is equivalent to £35.85 per member.

Martin Doyle
Head of Pensions Shared Service

Administration Performance

Camden constantly monitors the performance of the administration shared service, who pay out Pension Fund benefits, against targets using a computerised workflow management system. The results achieved in 2022/23 are set out in the table below.

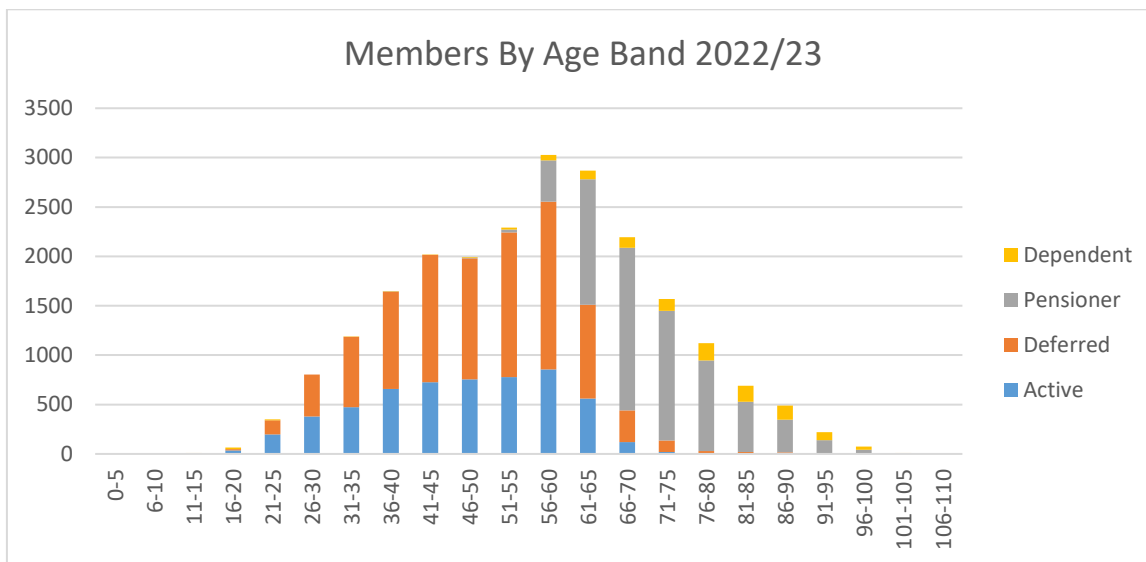
| Period April to March | Charter Standard | | Total | April to March | CIPFA KPI (Days) | Target |
|--------------------------------------|------------------|-------------|-------------|----------------|------------------|---------------|
| | NO | YES | | | | |
| Area of Work | | | | | | |
| Death Acknowledgement | 1 | 246 | 247 | 99.60% | 5 | 95.00% |
| Retirement Estimate Letter - Active | 7 | 241 | 248 | 97.18% | 15 | 95.00% |
| Retirement Estimate Letter- Deferred | 0 | 495 | 495 | 100.00% | 15 | 95.00% |
| Retirement Actual Letter- Active | 0 | 156 | 156 | 100.00% | 15 | 95.00% |
| Retirement Actual Letter- Deferred | 5 | 225 | 230 | 97.83% | 15 | 98.00% |
| Retirement Pay Lump Sum - Active | 1 | 170 | 171 | 99.42% | 15 | 98.00% |
| Retirement Pay Lump Sum - Deferred | 6 | 225 | 231 | 97.40% | 15 | 98.00% |
| Deferred Benefit Notification | 3 | 432 | 435 | 99.31% | 30 | 98.00% |
| Transfer In Quote | 2 | 87 | 89 | 97.75% | 10 | 98.00% |
| Transfer Out Quote | 4 | 308 | 312 | 98.72% | 10 | 98.00% |
| Pay Refund | 0 | 143 | 143 | 100.00% | 10 | 98.00% |
| Divorce Quote | 0 | 27 | 27 | 100.00% | 45 | 98.00% |
| Divorce Settlement | 0 | 2 | 2 | 100.00% | 15 | 98.00% |
| Notification of Joining LGPS | 0 | 1202 | 1202 | 100.00% | 40 | 98.00% |
| | | | | | | |
| Total | 29 | 3959 | 3988 | 99.27% | | 96.70% |

| Cost of Service | 2017/18 | 2018/19 | 2019/20 | 2020/21 | 2021/22 | 2022/23 |
|-----------------|---------|---------|---------|---------|---------|---------|
| Cost per member | £23.45 | £24.47 | £27.70 | £25.69 | £26.59 | £35.85 |

The costs are those purely attributable to the cost of administration (staff costs, overheads and administration systems £486k, and Actuaries costs £325k). Investment costs are excluded from these figures.

Membership of the Fund

| | 2018/19 | 2019/20 | 2020/21 | 2021/22 | 2022/23 |
|--------------|---------------|---------------|---------------|---------------|---------------|
| Actives | 5,402 | 5,698 | 5,699 | 5,437 | 5,558 |
| Deferred | 9,326 | 9,467 | 9,354 | 9,117 | 9,415 |
| Pensioners | 7,185 | 7,431 | 7,589 | 7,466 | 7,663 |
| Total | 21,913 | 22,596 | 22,642 | 22,020 | 22,636 |



Pensioners with Enhanced Benefits

| Year Ending 31st March | Ill Health | Early Retirement / Voluntary Redundancy | Total |
|------------------------|------------|---|-------|
| 2023 | 725 | 512 | 1,237 |
| 2022 | 712 | 584 | 1,296 |
| 2021 | 755 | 616 | 1,371 |
| 2020 | 774 | 773 | 1,547 |
| 2019 | 825 | 857 | 1,682 |
| 2018 | 835 | 885 | 1,720 |
| 2017 | 971 | 874 | 1,845 |
| 2016 | 889 | 1,029 | 1,918 |
| 2015 | 905 | 1,090 | 1,995 |
| 2014 | 901 | 1,116 | 2,017 |
| 2013 | 914 | 1,184 | 2,098 |
| 2012 | 939 | 1,236 | 2,175 |

SECTION 4: SCHEME GOVERNANCE

Introduction

The Local Government Pension Scheme (Administration) Regulations 2013 require administering authorities to prepare and maintain a separate written statement on governance policy on pension fund matters. The Department for Levelling Up, Housing and Communities (DLUHC) has published draft regulations requiring pension funds to report on their governance arrangements against a set of best practice principles. Where a pension fund's compliance does not meet the required standards there is a requirement to explain, within the governance compliance statement, the reasons for not complying.

The compliance principles are not mandatory but are considered best practice.

The London Borough of Camden Pension Fund's Governance Compliance Statement is attached as **Annex 1** of this report. Additional compliance information is included in the Statement of Investment Principles in **Annex 3**.

Governance Structure

The London Borough of Camden, in its role as administering authority, has executive responsibility for the Fund. The Pension Committee consider all matters relating to the management and administration of the Fund. The revised terms of reference were agreed at full council on 2 March 2015 that the Audit and Corporate Governance (Pensions) Sub-Committee be established as a committee in its own right which has now been superseded by the Pension Committee. It became effective from the start of the 2015/16 municipal year. The terms were slightly amended just after the end of the financial year (regarding voting rights and delegation to the Chair outside of normal committee timescales where there is urgency). Council subsequently amended the terms of reference again on 17 May 2017 to take account of the requirement to formulate and maintain an Investment Strategy Statement, as introduced in the 2016 LGPS Regulations.

PENSION COMMITTEE TERMS OF REFERENCE

General

- To act as Trustees of the Councils Pension Fund within the terms of the Superannuation Act 1972 and to administer all matters concerning the Council's pension investments in accordance with any applicable law and policy
- To make arrangement for the appointment of and appoint suitably qualified investment managers and custodians and to periodically review those arrangements
- To ensure that appropriate and sufficient training has been undertaken by all members of the Committee in order to discharge their functions
- To take proper advice from officers, investment consultants, independent investment adviser, pension board and actuary
- In exercising all of its functions, to take into account environmental, social and governance issues in order to seek to ensure that the Pension Fund is a responsible investor.

Investment

- Set and review Investment strategy for the Fund
- To formulate and publish a Investment Strategy Statement
- At least once every three months, to review the investments made by the investment managers and from time to time consider the desirability of continuing or terminating the appointment of the investment managers
- To determine the strategic asset allocation policy, the mandates to be given to the investment managers, the performance measures to be set for them and review investment management performance against targets
- To monitor the performance and effectiveness of the investment managers and their compliance with the Statement of Investment Principles
- Ensure the Fund's voting rights are exercised in line with the Fund's voting policy to ensure the best outcome for the Fund's investment purposes and ensure engagement supports the investment strategy and Fund's performance, except co-filing requests put forward by the LAPFF; and support for resolutions in respect of companies that the Fund does not have a direct shareholding in, which remains a matter for the Executive Director Corporate Services in consultation with the Chair of the Pension Committee unless time allows for the matter to be reported to the Committee for decision.
- To receive and approve an Annual Report on the activities of the Fund prior to publication.
- To keep members of the Pension Fund informed of performance and developments relating to the Pension Fund on an annual basis.

Liabilities

- To review the risks inherent in the management of the Pension Fund
- To review the strength of admitted bodies and ability to honour their liabilities
- To agree and keep under review a Contribution Strategy and agree the Triennial Valuation
- Admit new and exit ceasing employers as and when these arise
- To monitor liabilities and ensure progress towards full funded status of all employers
- To understand the maturity of the Fund and keep cash flow considerations under review

Membership and Voting Rights of the Committee

The membership of the Committee consists of:

- 8 members (currently 7 from the majority party and 1 from another party) – one of these members will chair the Committee
- Officers of the Council (non-voting)
- An Independent Investment Adviser (non-voting)
- Representatives of the unions (non-voting)
- A representative of the retired members (non-voting)

Decision Making Protocol

- The Committee should aim to reach consensus in decision-making. Where agreement cannot be reached a majority vote will apply. Voting rights are restricted to Members, with the Chair having the casting vote if required.
- For decisions to be valid at least three voting members of the Committee must be present.
- Committee members will receive training and guidance on all matters requiring a decision prior to meetings where these issues are on the agenda.

Members Code of Conduct

All members of the Pension Committee are bound by the members Code of Conduct set out in the Councils Constitution. Members are required to register disclosable pecuniary interests and, if any interest is not entered in the register, to disclose the existence and details of such interests to the meeting. Where such interests are relevant to matters being discussed at any meeting members are restricted in participating and voting at such meetings. In the interests of transparency, the Code of Conduct also requires the disclosure of non-pecuniary interests.

Pension Committee – 2022/23

The following table lists the membership of the Pension Committee during the year and their attendance at meetings.

| Attendance at Pension Committee Meetings | 21 Jul 2022 | 21 Sept 2022 | 5 Dec 2022 | 1 Mar 2023 |
|--|----------------|-----------------|---------------|---------------|
| Cllr Rishi Madlani (Chair) | YES | YES | YES | YES |
| Cllr Heather Johnson (Vice-chair) | YES | YES | YES | NO |
| Cllr Anna Burrage | NO | YES | YES | YES |
| Cllr Jenny Mulholland | YES | NO | YES | NO |
| Cllr Will Prince | YES | YES | YES | NO |
| Cllr James Slater | YES | YES | YES | YES |
| Cllr Gio Spinella | NO | NO | NO | NO |
| Cllr Shiva Tiwari | NO | NO | NO | YES |

Training received by Pension Committee

The training needs of Members are covered at the quarterly Pension Committee meetings and semi-annual designated training sessions arranged by officers, with input from consultants and investment professionals, where the need arises. Members and officers may also be invited to attend conferences and seminars where appropriate by investment managers or other organisations.

All Members of Pension Committee received a detailed training session delivered by our Investment Consultants, Isio, and Actuaries, Hymans Robertson, following the municipal elections in May 2022. All members of the Committee also have access to an online training portal. All training is recorded in an appendix to the quarterly business plan which is reported to Pension Committee.

Committee Meetings

The Pension Committee reviews a number of standing items at each quarterly meeting, including an update on the performance of the investment portfolio, a review of the engagement and voting activity undertaken since the last meeting, and an update on the progress made by the London Collective Investment Vehicle. Alongside these items, the Pension Committee discussed the following reports during 2022/23:

July 2021

The chair of the pension committee accepted a deputation from the Camden branch of the Palestine Solidarity campaign in respect of persuading the council to divest from companies that were deemed to be complicit with Israeli human-rights violations. The committee responded by confirming that the Investment strategy is focused on ESG, gender and equality issues.

It was noted that the fund disinvested from Ruffer and Standard Life Investment during the quarter.

The committee were updated by Hyman Robertson, the actuary, on the assumptions underpinning the triennial valuation.

As part of the London CIV progress update it was noted that the Chair of the Pension Committee would be involved in appointing a new CEO of the London CIV

The risk register and cash flow and membership reports were updated and noted by the committee.

September 2022

An update on the final triennial valuation as at 31 March 2022 results was taken to committee, Highlights included an increase in the funding level from 103% to 113%. Since last valuation there was an £128m increase in liabilities off set by £316m increase in assets.

The Employer contribution strategy was updated and agreed at the meeting.

December 2022

The Fund Maturity report was updated as this was normally taken after the Triennial valuation as it provided an accurate view of the fund liabilities.

A Longevity report was updated and included a presentation by Club Vita highlighting findings of the Fund's longevity experience.

The Employer Risk register was updated highlighting the status of each employer within the Fund.

A comparative analysis of the Fund's investment managers performance on Environmental social and Governance (ESG) issues against peers and national indicators was presented.

March 2022

A report reviewing the proxy voting carried out by the Pension Fund from 1 January 2022 to 31 December 2022. Advisory services are provided by Pensions & Investment Research Consultants Ltd (PIRC).

A report setting out the proposed guidelines and forms the policy on which Camden will submit proxy voting on shares held in the Camden Pension Fund, for the calendar year to come.

A report highlighting the Carbon Footprint of the pension fund investments was noted.

The 2021/22 Annual Report to the Pension Committee. The Pension Fund is required to produce an Annual Report under the Local Government Pension Scheme Regulations 2013/2356.

A report detailing the individual results of all employers in the fund as assessed by the Councils actuary Hymans Robertson

Investment Manager Meetings

There is also a rolling programme of routine review meetings with the Pension Fund's appointed investment managers. During 2022/23, Members of the Pension Committee met with Harris, Baillie Gifford, Legal & General Investment Management, CBRE, Partners, HarbourVest, CQS, Stepstone and Aviva.

Officer Arranged Training Sessions

Oct 2022 Investors Belief Workshop

Investment Seminars and Conferences attended by Members

London CIV Annual General Meeting
LAPFF Business Meetings (quarterly) and AGM
LAPFF Annual Conference
SPS Bonds Conference
Ballie Gifford conference
Private & Public Pension Summit
Fiera Capital Private Markets conference

Pension Board

The following table lists the membership of the Pension Board during the year and their attendance at meetings.

| Attendance at Pension Board Meetings | 19 October 2022 | 28 March 2023 |
|---|--------------------|------------------|
| Cllr Richard Olszewski (Chair) – Council representative | YES | YES |
| Vinothan Sangarapillai – Employee representative | YES | YES |
| Ashleigh Calf – Employee representative | YES | YES |
| Steve Worrall – Employer representative | YES | YES |

Training received by Pension Board

Members of the Board are generally invited to attend the same training sessions as those attended by the Members of the Committee where appropriate.

Board Meetings

October 2022

A set of reports from the Executive Director Corporate Resources updating the Board on Committee reports and decisions made in July 2022 and September 2022. The Board also considered the following separate items:

- Cashflow and Membership
- Triennial Valuation assumptions
- Contribution Strategy
- Triennial Valuation

March 2023

A set of reports from the Executive Director Corporate Resources updating the Board on Committee reports and decisions made in Dec 2022 and March 2023. The Board also considered the following separate items:

- Maturity Report
- Funding Strategy Statement
- Annual Report 2021-22
- Carbon Footprint Report

SECTION 5: INVESTMENT POLICY & PERFORMANCE

The following commentary is based on analysis provided by the Fund's performance measurer, PIRC.

Investment Review to 31 March 2023

In the 2022/23 year, the average local authority pension fund participating in PIRC's performance measurement benchmarking universe delivered an investment return of – 3.3%. The Camden Pension Fund underperformed this with a -3.4% return overall. Asset Class performance was mixed, Camden's Alternative assets outperformed the PIRC average by 5.1% over the year, however performance for bonds was below the average, at -12.4% against the universe average of -8.6% and equities slightly outperformed delivering -1.1% versus the Universe average of -1.2%. The Fund's performance over all time horizons is above the strategic benchmark return of 4.4% per annum as per the 2022 triennial valuation.

2022/23 saw the average fund deliver a negative investment return. It was a good year for Alternative investments which was the only area that saw positive results, however Equity performance was flat and there was a deep decline in bond and property values which were the main contributing factors on the negative investment return.

Among LGPS funds, certain trends in asset allocation have continued. Funds reallocated assets from equities into alternative assets, and these now make up 19% of the average Fund's holdings. This year funds also began to diversify bond exposure from government to alternative forms of credit.

Across the LGPS universe, strategic asset allocation remained broadly static, and most of the changes to fund weighting came about to the ongoing movement towards more "climate-aware" equities and away from their more traditional peers, and the ongoing movement into sub-funds belong to regional Pools. This Fund did much the same, with movements into the LCIV new Paris-aligned equity fund, and an overall increased proportion of funds in LCIV sub-funds. In 2022/23, the typical percentage allocation was: equities (51%), bonds (17%), cash (2%), alternatives (17%), diversified growth (2%) and property (9%).

Equities remain the largest allocation within most funds' assets and 88% of this allocation is now invested overseas. Many funds have found themselves overweight in equities due to 2020/21's strong gains in this sector. Alternatives have increased markedly over the past decade. Private equity makes up 42% of this allocation with infrastructure and diversified growth increasing in recent years and expected to increase further.

The Camden Fund is structured differently from this average. The key difference is the relatively high level of equities, at 56% and lower investment in alternatives and bonds (22% combined). In 2020/21, this gave the Fund higher returns than the average, although it exposed the Fund to more volatility. The Investment Strategy review conducted in 2020/21 led to changes in the asset composition, and reduced the Fund's proportion of equity investments and increased the share of alternatives and bonds.

The long-term performance of the LGPS remains strong. Over 20 years the average fund delivered an annualised performance of 8.4%, well ahead of inflation. Equities have driven the strongest long-term performance. Alternatives have performed strongly due in a large part to the excellent returns from private equity. Property remains an important asset for many funds to diversify their portfolios. Bonds, the worst performing of the major asset classes, have now delivered a return below CPI over 10 years.

Asset Allocation Strategy

The Fund's assets are invested in various different investment vehicles with the objective of both generating returns to improve the funding level and diversifying investments to reduce risk. Specialist fund managers have been appointed to invest in the different asset classes within investment parameters set by the Council in conjunction with the Fund's investment advisers. The following table details the fund managers, the mandate they operate, the value of their portfolio at 31 March 2023 and their holdings expressed as a percentage of total Fund investments.

| Fund Manager | Mandate | Value at 31 March 2023 (£000) | % of Fund |
|-----------------------------|-------------------------|--------------------------------------|------------------|
| Baillie Gifford & Co (LCIV) | Equities - Global | 222,872 | 11.57% |
| CBRE | Property - UK | 85,896 | 4.46% |
| CQS (London CIV) | Multi Asset Credit | 224,543 | 11.66% |
| HarbourVest | Private Equity | 50,276 | 2.61% |
| Harris Associates | Equities - Global | 180,272 | 9.36% |
| Legal & General | Equities - Global | 401,069 | 20.82% |
| Legal & General | Equities - Future World | 279,641 | 14.52% |
| Legal & General | Index Linked Gilts | 69,786 | 3.62% |
| Partners Group | Property - Global | 87,508 | 4.54% |
| Stepstone (London CIV) | Infrastructure | 78,084 | 4.05% |
| Aviva (LCIV) | Property - UK | 75,191 | 3.90% |
| Baillie Gifford & Co (LCIV) | Diversified Growth Fund | 88,136 | 4.58% |
| Others | Cash holdings &c | 83,245 | 4.31% |
| TOTAL | | 1,926,519 | 100% |

The sum of £83.3 million classed as 'Others' includes cash held at the Custodian of £83.1 million and £150,000 of London CIV shares.

The Fund's 10 Largest Holdings as at 31 March 2023

| Investment | Value at 31 March 2023 | % of Total Fund |
|--|------------------------|-----------------|
| | £'000 | |
| Legal & General | 401,069 | 20.82% |
| Legal & General | 279,649 | 14.52% |
| CQS (London CIV) | 224,543 | 11.66% |
| Baillie Gifford & Co Global Alpha (LCIV) | 222,872 | 11.57% |
| Harris Associates | 180,272 | 9.36% |
| Baillie Gifford & Co DGF (LCIV) | 88,136 | 4.58% |
| Partners Group | 87,508 | 4.54% |
| CBRE | 85,896 | 4.46% |
| Others (inc Cash) | 83,245 | 4.31% |
| Stepstone (London CIV) | 78,084 | 4.05% |

Corporate Engagement and Socially Responsible Investment

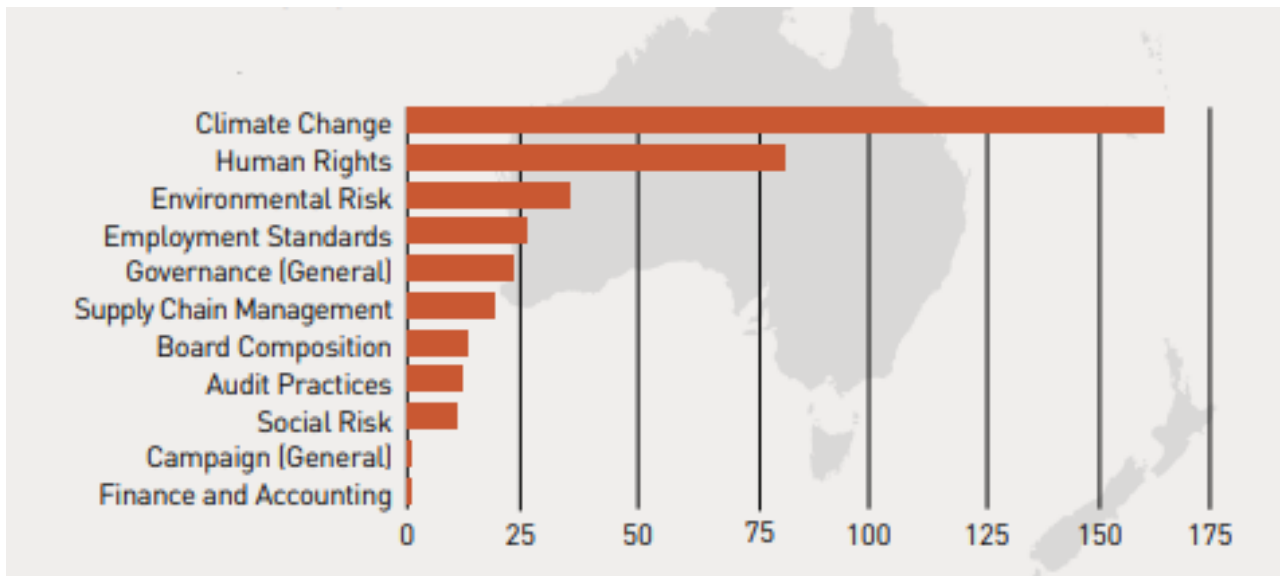
The Pension Fund is bound by law in respect of Socially Responsible Investment (SRI) policy. As stated in the Investment Strategy Statement, the Fund should, in all circumstances, act in the best financial interests of the members of the Fund. Where this primary consideration is not prejudiced, Investment Managers are expected to have active regard to the impact that SRI issues might have on the returns of companies in which they invest on the Fund's behalf.

The Fund believes that 'robust' engagement with companies is a better approach than placing restrictions on particular types of investment. It also believes that companies conforming to high ethical and social standards might be expected to produce shareholder returns that are at least comparable to those produced by other companies.

The Fund is a member of the Local Authority Pension Fund Forum (LAPFF). LAPFF was formed in 1990 and is a voluntary association of local authority pension funds based in the UK. It exists to promote the investment interests of local authority pension funds, and to maximise their influence as shareholders to promote corporate social responsibility and high standards of corporate governance amongst the companies in which its members invest. The Forum's members currently have combined assets of more than £300 billion.

LAPFF has campaigned on a number of issues and the split of issues can be seen below. The graph is based on corporate engagement over the year to December 2022, via letters, conference calls, filed resolutions or meetings.

LAPFF ENGAGEMENT TOPICS



The 2022 LAPFF Annual Report, summarising activity and highlighting the organisation's achievements can be found via the following link:

[LAPFF ANNUAL REPORT 2022](#)

Voting Rights

The Fund believes in the role of proactive engagement as the most effective way of influencing companies in relation to social, environmental and business policies whilst at the same time achieving financial returns compatible with the Fund's longer term financial objectives. The fund therefore places great importance on the exercise of voting rights attached to the Fund's investments.

Camden has appointed PIRC to provide the services of Corporate Governance Advisor and proxy voting agent to the Fund. The aim of the advisors has been to research companies with which the Fund has voting rights, and to ensure that those voting rights are used in the most advantageous way. The Fund has agreed a bespoke voting policy and PIRC ensure that votes are cast in line with the Camden policy for all segregated company shares, as well as the proportion of shares held in pooled UK equity fund held by the Camden.

In the calendar year 2022, voting took place as follows:

Resolution Type

| Vote | Occurrences | Proportion |
|--------------------------|--------------------|-------------------|
| For | 7,002 | 70.4% |
| Against | 2,913 | 29.3% |
| Withhold | 11 | 0.1% |
| Abstain | 0 | 0.0% |
| Non-Voting / Withdrawn | 16 | 0.2% |
| US Frequency Vote on Pay | 0 | 0.0% |
| Total | 9,941 | 100% |

The Camden Pension Fund voted shares at 683 separate company meetings during the year.

Further Information

There are more details on how the Fund engages in responsible investment in Section 7 of the Investment Strategy Statement attached as **Annex 3** of this report.

SECTION 6: ACTUARIAL REPORT

Introduction

The Scheme regulations require that a full actuarial valuation is carried out every three years. The purpose of this is to establish that the Fund is able to meet its liabilities to past and present contributors and to assess the adequacy of employer contribution rates. The last full actuarial valuation into the financial position of the Fund was carried out as at 31 March 2022, in accordance with regulation 62 of the Local Government Pension Scheme Regulations 2013. The contribution rates for the 2022/23 financial year are based on the March 2019 valuation. The results of the 2022 triennial valuation which sets out the contribution rates for the financial years 2023/24 – 2025/26 were published in 2022. The triennial valuation were reported to Pensions Committee in September 2022.

Actuarial Position

1. Rates of contribution paid by the participating Employers during 2022/23 corresponded to those stipulated in the actuarial valuation carried out as at 31 March 2019. The rates of contribution from the March 2022 valuation covered the three financial years from 2023/24 up to 2025/26.
2. The valuation as at 31 March 2022 indicated a funding ratio of 113%, with the value of the Fund's assets (£1,973 million) representing 113% of the assessed liabilities (£1,741 million). The increase in the funding ratio is primarily a result of strong investment performance over the inter-valuation period. The liabilities also decreased due to a change in actuarial assumptions (demographic, longevity, salary increases, a discount rate equal to the forecast higher investment return) all serving to reduce the value placed on future liabilities.
3. The valuation also calculated that the required level of contributions to be paid by the Fund by participating Employers (in aggregate) with effect from 1 April 2022 was as set out below:
 - 20.0% of pensionable pay to meet the liabilities arising from service accruing after the valuation date by current employees.
 - the following monetary amounts to the fund deficit over a period of 20 years from 1 April 2022.

| Financial Year | 2023/24 | 2024/25 | 2025/26 |
|-----------------|-------------|-------------|-------------|
| Monetary Amount | £20,568,000 | £18,585,000 | £17,101,000 |

4. The majority of Employers participating in the Fund pay different rates of contributions depending on their past experience, their current staff profile and the recovery period agreed with the Administering Authority.

The rates of contributions payable by each participating Employer over the period 1 April 2022 to 31 March 2026, with comparison to the rates of 2019/20, are set out

in the rates and adjustments certificate, which is appended to the actuary's final valuation report, which can be found through the following link:

[Camden Pension Fund Actuarial Valuation Report 2022](#)

5. The contribution rates were calculated using the projected unit actuarial method and taking account of the Fund's funding strategy as described in the Funding Strategy Statement.
6. The main actuarial assumptions were as follows:

| Financial Assumptions | 31 March 2019 (% p.a.) | 31 March 2022 (% p.a.) |
|--|---------------------------------------|---------------------------------------|
| Discount rate | 4.5% | 4.4% |
| Price inflation | 2.3% | 2.7% |
| Pay increases | 2.7% | 3.2% |
| Benefit increases and CARE revaluation (CPI) | 2.3% | 2.7% |

7. This report has been prepared using information from the Actuarial Valuation as at 31 March 2022 supplied by the Fund's actuaries Hymans Robertson LLP.

SECTION 7: FUNDING STRATEGY STATEMENT

Introduction

All LGPS funds are required to prepare and maintain a Funding Strategy Statement (FSS) in accordance with Regulation 35 of the Local Government Pension Scheme (Administration Regulations 2008).

The Funding Strategy Statement from December 2022 is attached as **Annex 2** of this report.

Implementation and Review

The FSS is reviewed formally at least every 3 years as part of the triennial actuarial valuation of the Fund. The valuation exercise establishes contributions for all employers contributing to the Fund for the following 3 years within the framework provided by the strategy.

The Authority will monitor the progress of the funding strategy between full actuarial valuations. If considered appropriate, the funding strategy will be reviewed (other than part of the triennial valuation process), for example:

- if there has been a significant change in market conditions, and/or deviation in the progress of the funding strategy.
- if there have been significant changes to the Fund membership, or LGPS benefits.
- if there have been changes to the circumstances of any of the employers to such an extent that they impact on or warrant a change in the funding strategy.
- if there have been any significant special contributions into the Fund.
- If there have been any amendments to administration regulations.

The authority carries out detailed monitoring of investment performance on a quarterly basis via its Pension Committee. This includes monitoring of investment performance relative to the growth in the liabilities by means of quarterly funding updates provided by the actuary.

Discussions take place at regular intervals with the Actuary as to whether any significant changes have arisen which require immediate action.

SECTION 8: INVESTMENT STRATEGY STATEMENT

The [Local Government Pension Scheme \(Management and Investment of Funds\) Regulations 2016](#) came into force on 1 November 2016 requiring funds to formulate an Investment Strategy Statement (ISS) after taking proper advice.

The ISS must include the following:

- a) A requirement to invest money in a wide variety of investments;
- b) The authority's assessment of the suitability of particular investments and types of investments;
- c) The authority's approach to risk, including the ways in which risks are to be measured and managed;
- d) The authority's approach to pooling investments, including the use of collective investment vehicles and shared services;
- e) The authority's policy on how social, environmental or corporate governance considerations are taken into account in the selection, non-selection, retention and realisation of investments; and
- f) The authority's policy on the exercise of rights (including voting rights) attaching to investments.

The Investment Strategy Statement must also set out the maximum percentage of the total value of all investments of fund money that it will invest in particular investments or classes of investment. This is known as the prudential framework and means funds now have control over limits placed on specific types of investment.

The Fund must review and revise this statement regularly and at least once every three years. The Fund also has a duty to consult relevant parties and for this Fund we will be consulting all employers who participate in the Fund.

The Investment Strategy Statement for the London Borough of Camden Pension Fund is attached at **Annex 3** of this report.

SECTION 9: COMMUNICATIONS POLICY STATEMENT

Since December 2010 pension fund information has been made available on the Camden website.

Some of the features of the website are:-

- Navigation – the pension pages can now be easily accessed by using the address www.camden.gov.uk/pensions in a web browser or by entering 'pensions' or 'pension fund' into the search facility from the Camden website homepage
- Finding information – we have adopted the principles of having a separate gateway from the pensions homepage to information
- Updating the pages – members of the Pension team have been trained in web publishing and given responsibility to ensure the pages are maintained and regularly updated
- Raising the profile of the pension pages – whenever a scheme member requests information or form (e.g. a death grant nomination form/change of bank form/details for paying additional contributions) they are encouraged to self-serve using the web pages. Reference to the web pages will be made in all communication from the Pensions Administration Shared Service and all newsletters are available in the first instance online, unless a member does not have internet access in which case they will be provided with a hard copy.
- General information for scheme members will be available via links to external websites (DWP/HMRC etc.) to help set LGPS benefits in the wider context of state benefits and general taxation

The Camden Pension Fund Communications Policy Statement is attached at **Annex 4**.

SECTION 10: FURTHER INFORMATION

Sources of help

The Pension Tracing Service

The Pension Tracing Service online holds details of pension schemes, including the LGPS, together with relevant contact addresses. It provides a tracing service for ex-members (and their dependents) with pension entitlements, who may have lost touch with earlier employers.

www.gov.uk/find-lost-pension

The Money and Pensions Service (MaPS)

The Money and Pensions Service (MaPS) is an arm's-length body sponsored by the Department for Work and Pensions, established at the beginning of 2019, and also engages with HM Treasury on policy matters relating to financial capability and debt advice. It replaces the Pensions Advisory Service. Enquiries should be addressed to:

The Money and Pensions Service
120 Holborn,
London, EC1N 2TD

Tel: 01159 659570

[The Money and Pensions Service](http://www.moneyandpensions.gov.uk)

The Pensions Regulator

The Pensions Regulator regulates pension schemes such as the LGPS and is able to intervene in the running of the scheme where managers, employers or professional advisers have failed in their statutory duties. The Regulator can be contacted at:

Napier House,
Trafalgar Place,
Brighton BN1 4DW

Tel: 0345 600 1011

www.pensionsregulator.gov.uk

The Pensions Ombudsman

If a complaint or dispute cannot be resolved, it can be passed to the Pensions Ombudsman for adjudication. The Ombudsman can investigate and determine any dispute of fact, law or maladministration involving occupational pension schemes.

This service is available to members and beneficiaries.

The Pensions Ombudsman can be contacted at the following address:

10 South Colonnade,
Canary Wharf,
London E144PU

Tel: 020 7630 2200

www.pensions-ombudsman.org.uk

Department of Levelling Up, Housing and Communities

The LGPS is a statutory pension scheme with regulations laid down by Parliament by the Secretary of State for Levelling Up, Housing and Communities.

The Secretary of State can be contacted by writing to:

Secretary of State for Levelling Up, Housing and Communities

2 Marsham Street

London SW1P 4DF

Tel: 0303 444 0000

[Department for Levelling Up, Housing and Communities - GOV.UK \(www.gov.uk\)](http://www.gov.uk)

SECTION 11: GLOSSARY OF PENSION TERMS

Accrual

The recognition of income and expenditure as it is earned or incurred, rather than as cash is received or paid.

Active Mandate

A portfolio management strategy where the manager actively builds and repositions portfolios to take advantage of apparently favourable market opportunities. It results in portfolios which differ in terms of holdings or weightings from the structure of the manager's benchmark.

Actuary

An independent consultant who advises the Fund and reviews the financial position of the Fund every three years. The actuary then produces a report, known as the actuarial valuation report, which compares the Fund's assets with its liabilities and prescribes the rates at which the employing bodies must contribute.

Added years

Additional service that a member of the Fund can buy by paying extra contributions to the Fund providing that HM Revenue & Customs limits on pension and contributions are not exceeded.

Additional Voluntary Contributions (AVC's)

An option available to individual members to secure additional pension benefits by making regular payments to the Pension Fund's AVC provider.

Asset Allocation

The apportionment of a fund's assets between asset classes and/or world markets. The long-term strategic asset allocation of a fund will reflect the fund's investment objectives. In the short term, the fund manager can aim to add value through tactical asset allocation decisions.

Asset Class

A collective term for investments of a similar type. The main asset classes are equities (shares), bonds, cash and property.

Benchmark

A yardstick against which the investment policy of performance of a fund manager can be compared. Asset allocation benchmarks vary from peer group (e.g. the average fund as measured by one of the performance companies) to customized benchmarks tailored to a particular fund's requirements.

Career Average Revalued Earnings (CARE) Scheme

A pension scheme that provides a pension/lump sum or pension calculated as a proportion of a member's average pay throughout their membership, and dependent on the length of membership in the scheme.

Cash Transfer Values

The capital value of a benefit entitlement paid into or withdrawn from the Fund when an employee joins or leaves the scheme with a pension transfer.

Corporate Bond

Strictly speaking, corporate bonds are those issued by companies. Generally, however, the term is used to cover all bonds other than those issued by Governments in their own currencies. Therefore the credit sector, as it is often known, includes issues by companies, supranational organizations and Government agencies.

Custody

Administering of securities by a financial institution. The custodian keeps a record of a client's investments and may also collect income, process tax claims and provide other services, according to client instructions.

Deferred Pension

The pension benefit payable from Normal Retirement Age to a member of the Fund who has ceased to contribute as a result of leaving employment or opting out of the pension scheme before retirement age.

Defined Benefit Scheme

A type of pension scheme where the pension that will ultimately be paid to the employee is fixed, usually as a percentage of final salary. It is the responsibility of the sponsoring organisation to ensure that sufficient assets are set aside to meet the pension promise.

Diversification

The spreading of investment funds among different types of assets, markets and geographical areas in order to reduce risk.

Emerging Markets

Stock Markets in developing countries (as defined by the World Bank).

Equities

Ordinary shares in UK and Overseas companies traded on a recognised stock exchange. Shareholders have an interest in the profits of the company and are entitled to vote at shareholder meetings.

Final Pensionable Pay

Pensionable Pay earned in the last 12 months before retirement (or any one of the previous two years if annual earnings in either of these years are higher).

Final Salary Scheme

A pension scheme that provides a pension/lump sum or pension calculated as a proportion of a member's pay in their last year of membership depending on the length of membership in the scheme.

Fixed Interest

An income stream which remains constant during the life of the asset, such as income derived from bonds, annuities and preference shares.

Fixed Interest Securities

Investments, mainly in Government stocks, which guarantee a fixed rate of interest. Investments in Government stocks represent loans to Government which are repayable on a stated future date.

Index

A calculation of the average price of shares, bonds, or other assets in a specified market to provide an indication of the average performance and general trends in the market

Mandate

The agreement between a client and investment manager outlining how the fund is to be managed. May include performance targets by reference to a benchmark.

Passive Management

A portfolio management strategy where a portfolio is designed on a long-term basis to meet specific return parameters (e.g. achieving a target rate of return, matching a set of future liabilities, matching a benchmark return). A passive index fund, where most or all of a specified market index's constituent securities are owned in the same proportion as the index in order to match its return, is a common form of management.

Pensionable Pay

Basic pay excluding non-contractual overtime, bonus and shift payments.

Pooled Funds

Pooled Funds are funds which manage the investments of more than one investor on a collective basis. Each investor is allocated units which are revalued at regular intervals. Income from these investments is normally returned to the pooled fund and increases the value of the units.

Return

The value received (Income plus capital) annually from an investment, usually expressed as a percentage.

Unlisted Securities

Holdings in companies which do not form part of the main stock market. They may be developing companies or smaller companies whose shares are not frequently traded. Unlisted securities are usually less liquid than those traded in the main markets.

Valuation

A summary of an investment portfolio showing the holdings and their value as at a certain date.

Abbreviations

CIPFA Chartered Institute of Public Finance and Accountancy

MHCLG Ministry, of Housing Communities, and Local Government until September 2021, when it was renamed to the Department for Levelling Up, Housing and Communities (DLUHC)


LGPS Local Government Pension Scheme

SORP Statement of Recommended Practice

ANNEX 1: GOVERNANCE COMPLIANCE STATEMENT

GOVERNANCE COMPLIANCE STATEMENT

Principle A – Structure

| | Not Compliant * | | | | Fully Compliant |
|-----|-----------------|--|--|---|--|
| (a) | | | | | The management of the administration of benefits and strategic management of fund assets clearly rests with the main committee established by the appointing council. |
| (b) | | | |  | Representatives of participating LGPS employers, admitted bodies and scheme members (including pensioner and deferred members) are members of either the main or secondary committee established to underpin the work of the main committee. |
| (c) | | | | | Where a secondary committee or panel has been established, the structure ensures effective communication across both levels. |

| | Not Compliant * | | | | Fully Compliant |
|-----|------------------------|--|--|--|--|
| (d) | | | | | Where a secondary committee or panel has been established, at least one seat on the main committee is allocated for a member from the secondary committee or panel |

The Council does not comply with Principle A – Structure (b) in so far as there are no representatives of the participating admitted bodies on the Pension Committee. However, admitted bodies are advised of meeting agendas and reports, and encouraged to attend each committee meeting.

The majority of our admitted bodies have very small scheme membership and their individual circumstances vary very significantly with the result that it is difficult to identify a representative body from amongst them. Neither would the level of employer contributions for these bodies be significantly affected by the investment activity of the Fund as a whole.

There is representation for both active and retired members through the attendance of Trade Unions who have non-voting observer status. However there is no representation for deferred members.

B – Representation

| | Not Compliant * | Fully Compliant |
|-----|--|------------------------|
| (a) | All key stakeholders are afforded the opportunity to be represented within the main or secondary committee structure. These include: | |

| | | | | | |
|-------|--|--|--|---|--|
| (i) | | | | | employing authorities (including non-scheme employers, e.g. admitted bodies) |
| (ii) | | | | | scheme members (including pensioner scheme members) |
| (iii) | | | | where appropriate independent professional observers, | |
| (iv) | | | | expert advisors (on an ad-hoc basis) | |



| | Not Compliant * | | | | Fully Compliant |
|-----|-----------------|--|--|---|-----------------|
| (b) | | | | Where lay members sit on a main or secondary committee. They are treated equally in terms of access to papers and meetings, training and are given full opportunity to contribute to the decision making process, with or without voting rights | |

The Council does not comply with Principle B – Representation (a)(iii)

The Council partially complies with Principle B – Representation (b) on this aspect in so far as lay-members have equal access to all non-confidential papers and meetings. The observer status granted enables them to contribute to the decision making process. Equally such lay-members have access to training items included within Committee agendas although they are not automatically entitled to attend external training events where payment is required.

C – Selection and role of lay members

| | Not Compliant * | | | | Fully Compliant |
|-----|------------------------|--|--|--|---|
| (a) | | | | | Committee or panel members are made fully aware of the status, role and function they are required to perform on either a main or secondary committee |
| (b) | | | | | That at the start of any meeting, committee members are invited to declare any financial or interest related to specific matters on the agenda |

Information is given via the Council's Constitution, Committee Terms of Reference, and advice from suitably qualified officers.

D – Voting

| | Not Compliant * | Fully Compliant |
|--|------------------------|------------------------|
|--|------------------------|------------------------|

| | | | | | |
|-----|--|--|--|--|--|
| (a) | | | | | Policy of individual administering authorities on voting rights is clear and transparent, including the justification for not extending voting rights to each body or group represented on main LGPS committees. |
|-----|--|--|--|--|--|

All elected members sitting on LGPS Committees have voting rights as a matter of course. It is a policy of the Pension Committee that voting rights are not to be conferred on others attending the Pension Committee meetings as they are not members of the administering authority which has the responsibility in law to administer the Scheme.

E – Training/Facility time/Expenses

| | Not Compliant * | | | Fully Compliant | |
|-----|-----------------|--|---|--|--|
| (a) | | | | In relation to the way in which statutory and related decisions are taken by the administering authority, there is a clear policy on training, facility time and reimbursement of expenses in respect of members involved in the decision-making process | |
| (b) | | | Where such a policy exists, it applies equally to all members of committees, sub-committees, advisory panels or any other form of secondary forum | | |

| | | | | | |
|-----|--|--|--|---|--|
| (c) | | | | The administering authority considers the adoption of annual training plans for committee members and maintains a log of such training. | |
|-----|--|--|--|---|--|

The Council partially complies with Principle E – Training/Facility time/Expenses (a)
The relevant rules regarding training, facility time and reimbursement of expenses are those applied generally to Members as part of the Council’s Constitution. The policy of the Pension Committee is that when members attend Pension Fund Seminars, meetings and functions etc. the expenses are to be fully paid by the Pension Fund.

The Council partially complies with Principle E (b)
No relevant policy exists and so the principle is not applicable

The Council partially complies with principle E(c) as members are encouraged to utilise training opportunities that are shown in the Business Plan for each meeting and a log is kept of all training undertaken. Training sessions are usually run in May and November.

F – Meetings (frequency/quorum)

| | Not Compliant * | | | Fully Compliant |
|-----|-----------------|--|--|--|
| (a) | | | | An administering authority’s main committee or committees meet at least quarterly |
| (b) | | | | An administering authority’s secondary committee or panel meet at least twice a year and is synchronised with the dates when the main committee sits |

| | | | | | |
|---|--|--|--|--|---|
| (c) | | | | | That an administering authority who does not include lay members in their formal governance arrangements provide a forum outside of those arrangements by which the interests of key stakeholders can be represented. |
| The Council complies with Principle F – Meetings (c) - As Admitted Bodies are consulted on matters relating to valuation and contributions via an employer forum mechanism. | | | | | |

G – Access

| | Not Compliant * | | | | Fully Compliant |
|-----|------------------------|--|--|--|---|
| (a) | | | | | Subject to any rules in the councils constitution, all members of main and secondary committees or panels have equal access to committee papers, documents and advice that falls to be considered at meetings of the main committee |

Union Observers (who are not full members of the main committee) now have access to confidential papers considered by the main committee and have signed confidentiality agreements not to disclose sensitive information they are privy to. The Council operates on a clear principle of keeping such confidential items to a minimum. The Council has no secondary committees or panels.

H – Scope

| | Not Compliant * | | | Fully Compliant |
|-----|------------------------|--|--|---|
| (a) | | | | Administering authorities have taken steps to bring wider scheme issues within the scope of their governance arrangements |

The Committee's Terms of Reference include consideration of matters other than those related to investment and these include for example discussions relating to issues concerned with future changes to the LGPS Scheme.

I – Publicity

| | Not Compliant * | Fully Compliant |
|--|------------------------|------------------------|
| | | |

| | | | | | |
|-----|--|--|--|--|--|
| (a) | | | | | Administering authorities have published details of their governance arrangement in such a way that stakeholders with an interest in the way in which the scheme is governed, can express an interest in wanting to be part of those arrangements. |
|-----|--|--|--|--|--|

The Council has published summary details of the governance arrangements via a general governance statement. The Council's website contains further details of the democratic arrangements applying to the Pension Committee and a summary of the Pension Fund's voting policy is also included amongst those webpages.

London Borough of Camden Pension Fund Funding
Strategy Statement
December 2022



Contents

| London Borough of Camden Pension Fund – Funding Strategy Statement | | Page |
|--|---|------|
| 1 | Welcome to London Borough of Camden Pension Fund’s funding strategy statement | 1 |
| 2 | How does the fund calculate employer contributions? | 3 |
| 3 | What additional contributions may be payable? | 6 |
| 4 | How does the fund calculate assets and liabilities? | 7 |
| 5 | What happens when an employer joins the fund? | 8 |
| 6 | What happens if an employer has a bulk transfer of staff? | 10 |
| 7 | What happens when an employer leaves the fund? | 11 |
| 8 | What are the statutory reporting requirements? | 13 |

Annexes

- Annex A – The regulatory framework
- Annex B – Roles and responsibilities
- Annex C – Risks and controls
- Annex D – Actuarial assumptions

London Borough of Camden Pension
Fund

1 Welcome to London Borough of Camden Pension Fund's funding strategy statement

This document sets out the funding strategy statement (FSS) for London Borough of Camden Pension Fund.

The London Borough of Camden Pension Fund is administered by the London Borough of Camden, known as the administering authority. The London Borough of Camden worked with the fund's actuary, Hymans Robertson, to prepare this FSS which is effective from 6 December 2022.

There's a regulatory requirement for the London Borough of Camden to prepare an FSS. You can find out more about the regulatory framework in [Annex A](#). If you have any queries about the FSS, contact james.gilliland@camden.gov.uk.

1.1 What is the London Borough of Camden Pension Fund?

The London Borough of Camden Pension Fund is part of the Local Government Pension Scheme (LGPS). You can find more information about the LGPS at www.lgpsmember.org. The administering authority runs the fund on behalf of participating employers, their employees and current and future pensioners. You can find out more about roles and responsibilities in [Annex B](#).

1.2 What are the funding strategy objectives?

The funding strategy objectives are to:

- take a prudent long-term view to secure the regulatory requirement for long-term solvency, with sufficient funds to pay benefits to members and their dependants
- use a balanced investment strategy to minimise long-term cash contributions from employers and meet the regulatory requirement for long-term cost efficiency
- where appropriate, ensure stable employer contribution rates
- reflect different employers' characteristics to set their contribution rates, using a transparent funding strategy
- use reasonable measures to reduce the risk of an employer defaulting on its pension obligations.

1.3 Who is the FSS for?

The FSS is mainly for employers participating in the fund, because it sets out how money will be collected from them to meet the fund's obligations to pay members' benefits.

Different types of employers participate in the fund:

Scheduled bodies

Employers who are specified in a schedule to the LGPS regulations, including councils and employers like academies and some further education establishments. Scheduled bodies must give employees access to the LGPS if they can't accrue benefits in another pension scheme, such as another public service pension scheme.

Designating employers

Certain classes of employer can join the LGPS through a resolution. If a resolution is passed, the fund can't refuse entry. The employer then decides which employees can join the scheme.

Admission bodies

Other employers can join through an admission agreement. The fund can set participation criteria for them and can refuse entry if the requirements aren't met. This type of employer includes:

- contractors providing outsourced services (like cleaning or catering to a scheduled body), who are sometimes referred to as **transferee admission bodies** (TABs) and
- employers with a community of interest with another scheme employer, such as charities and housing associations, who may be referred to as **community admission bodies** (CABs).

"TABs" and "CABs" are terms which aren't defined under current regulations but remain in common use from previous regulations.

1.4 How does the funding strategy link to the investment strategy?

The funding strategy sets out how money will be collected from employers to meet the fund's obligations. Contributions, assets and other income are then invested according to an investment strategy set by the administering authority. You can find the investment strategy at [[Investment Strategy Statement \(Section 8 and Annex 4\)](#)].

The funding and investment strategies are closely linked. The fund must be able to pay benefits when they are due – those payments are met from a combination of contributions (through the funding strategy) and asset returns and income (through the investment strategy). If investment returns or income fall short the fund won't be able to pay benefits, so higher contributions would be required from employers.

1.5 Does the funding strategy reflect the investment strategy?

The funding policy is consistent with the investment strategy. Future investment return expectations are set with reference to the investment strategy, including a margin for prudence which is consistent with the regulatory requirement that funds take a 'prudent longer-term view' of funding liabilities (see [Annex A](#))

1.6 How is the funding strategy specific to the London Borough of Camden Pension Fund?

The funding strategy reflects the specific characteristics of the fund employers and its own investment strategy.

2 How does the fund calculate employer contributions?

2.1 Calculating contribution rates

Employee contribution rates are set by the LGPS

regulations. Employer contributions are made up of two elements:

- **the primary contribution rate** – contributions payable towards future benefits
- **the secondary contribution rate** – the difference between the primary rate and the total employer contribution

The primary rate also includes an allowance for the fund's expenses.

The fund actuary uses a model to project each employer's asset share over a range of future economic scenarios. Further details can be found in [Annex D](#). The contribution rate takes each employer's assets into account as well as the projected benefits due to their members. The value of the projected benefits is worked out using employer membership data and the assumptions in [Annex D](#).

The total contribution rate for each employer is then based on:

- **the funding target** – how much money the fund aims to hold for each employer
- **the time horizon** – the time over which the employer aims to achieve the funding target
- **the likelihood of success** – the proportion of modelled scenarios where the funding target is met.

This approach takes into account the maturing profile of the membership when setting employer contribution rates.

The fund permits the prepayment of employer contributions in specific circumstances. If you would like further information please contact the fund.

2.2 The contribution rate calculation

Table 2: contribution rate calculation for individual or pooled employers

| Type of employer | Scheduled bodies | | CABs and designating employers | | TABs* |
|--|---|--|--|--|--|
| Sub-type | Local authority | Academies (including Free Schools) | Open to new entrants | Closed to new entrants | (all) |
| Funding target | Ongoing | Ongoing | Ongoing, but may move to low-risk exit basis | | Contractor exit basis, assuming fixed-term contract in the fund |
| Likelihood of success | The fund has carried out an employer risk profiling exercise and an appropriate level of probability for achieving target has been attributed to each employer according to that profile. The probability levels applied are 55%, 70%, 75%, or 80%. | | | | |
| Maximum time horizon | 20 years | 17 years | 15 years | Expected average future working lifetime of active members | Outstanding contract term |
| Type of employer | Scheduled bodies | | CABs and designating employers | | TABs* |
| Sub-type | Local authority | Academies (including Free Schools) | Open to new entrants | Closed to new entrants | (all) |
| Primary rate approach | The contributions must be sufficient to meet the cost of benefits earned in the future with the required likelihood of success at the end of the time horizon | | | | |
| Secondary rate | Monetary amount | % of payroll | % of payroll | Monetary amount | % of payroll |
| Stabilised contribution rate? | Yes | No | No | No | No |
| Treatment of surplus | Covered by stabilisation arrangement | Preferred approach: contributions kept at primary rate. Reductions may be permitted by the administering authority | Preferred approach: contributions kept at primary rate. Reductions may be permitted by the administering authority | | Reduce contributions by spreading the surplus over the remaining contract term |
| Phasing of contribution changes | Covered by stabilisation arrangement | 3 years | 3 years | 3 years | None |

* Where the Administering Authority recognises a fixed contribution rate agreement between a letting authority and a contractor, the certified employer contribution rate will be derived in line with the methodology specified in the risk sharing agreement. Additionally, in these cases, upon cessation the contractor's assets and liabilities will transfer back to the letting employer with no crystallisation of any deficit or surplus

See [Annex D](#) for further information on funding targets.

2.3 Making contribution rates stable

Making employer contribution rates reasonably stable is an important funding objective. Where appropriate, contributions are set with this objective in mind. The fund adopts a stabilised approach to setting contributions for the council, as noted in the table above, which keeps contribution variations within a pre-determined range from year-to-year. The council is a large, secure, long-term employer which can better absorb the short term funding level volatility over the longer term.

After taking advice from the fund actuary, the administering authority believes a stabilised approach is a prudent longer-term strategy for the council. For other employers, contribution increases or decreases may be phased.

On the basis of extensive modelling carried out for the 2022 valuation exercise, the stabilised council contributions will reduce by the equivalent of approximately 1% of payroll for each of the three years from 1 April 2023 ending 31 March 2026.

Stabilisation criteria and limits are reviewed during the valuation process. The administering authority may review them between valuations to respond to membership or employer changes.

2.4 Reviewing contributions between valuations

The fund may amend contribution rates between formal valuations, in line with its policy on contribution reviews. The fund's policy is available from the administering authority upon request. The purpose of any review is to establish the most appropriate contributions. A review may lead to an increase or decrease in contributions.

2.5 What is pooling?

The administering authority may operate a contribution rate pool for certain types of employers. Contribution rates can be volatile for smaller employers that are more sensitive to individual membership changes – pooling across a group of employers minimises this. In a contribution rate pool, contributions are set to target full funding for the pool as a whole, rather than for individual employers.

Employers in a pool maintain their individual funding positions, tracked by the fund actuary. That means some employers may be better funded or more poorly funded than the pool average. If pooled employers used stand-alone funding rather than pooling, their contribution rates could be higher or lower than the pool rate. Setting contributions in this way means that while the fund receives the contributions required, the risk that employers develop a surplus or deficit increases.

Pooled employers are identified in the rates and adjustments certificate and only have their pooled contributions certified. Individual contribution rates aren't disclosed to pooled employers, unless agreed by the administering authority.

CABs that are closed to new entrants aren't usually allowed to enter a pool.

If an employer leaves the fund, the required contributions are based on their own funding position rather than the pool average. Cessation terms also apply, which means higher contributions may be required at that point.

2.6 What are the current contribution pools?

- **Schools** – generally pool with the council, although there may be exceptions for specialist or independent schools.
- **Smaller TABs** – may be pooled with the letting employer.

2.7 Administering authority discretion

Individual employers may be affected by circumstances not easily managed within the FSS rules and policies. If this happens, the administering authority may adopt alternative funding approaches on a case-by-case basis.

Additionally, the administering authority may allow greater flexibility to the employer's contributions if added security is provided. Flexibility could include things like a reduced contribution rate, extended time horizon, or permission to join a pool. Added security may include a suitable bond, a legally binding guarantee from an appropriate third party, or security over an asset.

The fund permits the prepayment of employer contributions in specific circumstances. Further details can be obtained from the fund.

3 What additional contributions may be payable?

3.1 Pension costs – awarding additional pension and early retirement on non ill-health grounds

If an employer awards additional pension as an annual benefit amount, they pay an additional contribution to the fund as a single lump sum. The amount is set by guidance issued by the Government Actuary's Department and updated from time to time.

If an employee retires before their normal retirement age on unreduced benefits, employers may be asked to pay additional contributions called strain payments.

Employers typically make strain payments as a single lump sum, though strain payments may be spread if the administering authority agrees:

| | |
|--------------------------------|-----------------------|
| Council | - up to 5 years |
| CABs and designating employers | - up to 3 years |
| Academies | - up to 3 years |
| TABs | - payable immediately |

3.2 Pension costs – early retirement on ill-health grounds

If a member retires early because of ill-health, their employer must pay a funding strain, which may be a large sum.

To mitigate this, employers may choose to use external insurance made available by the fund.

4 How does the fund calculate assets and liabilities?

4.1 How are employer asset shares calculated?

The fund adopts a cashflow approach to track individual employer assets.

Each fund employer has a notional share of the fund's assets, which is assessed yearly by the actuary. The actuary starts with assets from the previous year-end, adding cashflows paid in/out and investment returns to give a new year-end asset value. The fund actuary makes a simplifying assumption, that all cashflow and investment returns have been paid uniformly over the year. This assumption means that the sum of all employers' asset values is slightly different from the whole fund asset total over time. This minimal difference is split between employers in proportion to their asset shares at each valuation.

If an employee moves from one employer to another within the fund, assets equal to the cash equivalent transfer value (CETV) will move from the original employer to the receiving employer's asset share.

Alternatively, if employees move when a new academy is formed or an outsourced contract begins, the fund actuary will calculate assets linked to the value of the liabilities transferring (see section 4.2).

4.2 How are employer liabilities calculated?

The fund holds membership data for all active, deferred and pensioner members. Based on this data and the assumptions in [Annex D](#), the fund actuary projects the expected benefits for all members into the future. This is expressed as a single value – the liabilities – by allowing for expected future investment returns.

Each employer's liabilities reflect the experience of their own employees and ex-employees.

4.3 What is a funding level?

An employer's funding level is the ratio of the market value of asset share against liabilities. If this is less than 100%, the employer has a shortfall: the employer's deficit. If it is more than 100%, the employer is in surplus. The amount of deficit or surplus is the difference between the asset value and the liabilities value.

Funding levels and deficit/surplus values measure a particular point in time, based on a particular set of future assumptions. While this measure is of interest, for most employers the main issue is the level of contributions payable. The funding level does not directly drive contribution rates. See section 2 for further information on rates.

5 What happens when an employer joins the fund?

5.1 When can an employer join the fund

Employers can join the fund if they are a new scheduled body or a new admission body. New designated employers may also join the fund if they pass a designation to do so.

On joining, the fund will determine the assets and liabilities for that employer within the Fund. The calculation will depend on the type of employer and the circumstances of joining.

A contribution rate will also be set. This will be set in accordance with the calculation set out in Section 2, unless alternative arrangements apply (for example, the employer has agreed a pass-through arrangement). More details on this are in Section 5.4 below.

5.2 New academies/free schools

New academies (including free schools) join the fund as separate scheduled employers. Only active members of former council schools transfer to new academies. Free schools do not transfer active members from a converting school but must allow new active members to transfer in any eligible service.

Liabilities for transferring active members will be calculated (on the ongoing basis) by the fund actuary on the day before conversion to an academy. Liabilities relating to the converting school's former employees (ie members with deferred or pensioner status) remain with the ceding council.

New academies will be allocated an asset share based on the estimated funding level of the ceding council's active members, having first allocated the council's assets to fully fund their deferred and pensioner members. This funding level will then be applied to the transferring liabilities to calculate the academy's initial asset share, capped at a maximum of 100%.

The council's estimated funding level will be based on market conditions on the day before conversion. The fund treats new academies as separate employers in their own right, who are responsible for their allocated assets and liabilities. They won't be pooled with other employers unless the academy is part of a multi-academy trust (MAT). If they are part of a MAT, the new academy may be combined with the other MAT academies to set contribution rates. The new academy's contribution rate is based on the current funding strategy (set out in section 2) and the transferring membership.

If an academy leaves one MAT and joins another, all active, deferred and pensioner members transfer to the new MAT.

The fund's policies on academies may change based on updates to guidance from the Department for Levelling Up, Housing and Communities or the Department for Education. Any changes will be communicated and reflected in future funding strategy statements.

5.3 New admission bodies as a result of outsourcing services

New admission bodies usually join the fund because an existing employer (usually a scheduled body such as the council or an academy) outsources a service to another organisation (a contractor). This involves TUPE transfers of staff from the letting employer to the contractor. The contractor becomes a new participating fund employer for the duration of the contract and transferring employees remain eligible for LGPS membership. At the end of the contract, employees typically revert to the letting employer or a replacement contractor.

Liabilities for transferring active members will be calculated by the fund actuary on the day before the outsourcing occurs.

New contractors will be allocated an asset share equal to the value of the transferring liabilities. The admission agreement may set a different initial asset allocation, depending on contract-specific circumstances.

There is flexibility for outsourcing employers when it comes to pension risk potentially taken on by the contractor. You can find more details on outsourcing options from the administering authority or in the contract admission agreement.

5.4 Other new employers

There may be other circumstances that lead to a new admission body entering the fund, eg set up of a wholly owned subsidiary company by the Council. Calculation of assets and liabilities on joining and a contribution rate will be carried out allowing for the circumstances of the new employer.

New designated employers may also join the fund. Contribution rates will be set using the same approach as other designated employers in the fund.

5.5 Risk assessment for new admission bodies

Under the LGPS regulations, a new admission body must assess the risks it poses to the fund if the admission agreement ends early, for example if the admission body becomes insolvent or goes out of business. In practice, the fund actuary assesses this because the assessment must be carried out to the administering authority's satisfaction.

After considering the assessment, the administering authority may decide the admission body must provide security, such as a guarantee from the letting employer, an indemnity or a bond.

This must cover some or all of the:

- strain costs of any early retirements, if employees are made redundant when a contract ends prematurely
- allowance for the risk of assets performing less well than expected
- allowance for the risk of liabilities being greater than expected
- allowance for the possible non-payment of employer and member contributions
- admission body's existing deficit.

6 What happens if an employer has a bulk transfer of staff?

Bulk transfer cases will be looked at individually, but generally:

- the fund won't pay bulk transfers greater in value than either the asset share of the transferring employer in the fund, or the value of the liabilities of the transferring members, whichever is lower
 - the fund won't grant added benefits to members bringing in entitlements from another fund, unless the asset transfer is enough to meet the added liabilities
 - the fund may permit shortfalls on bulk transfers if the employer has a suitable covenant and commits to meeting the shortfall in an appropriate period, which may require increased contributions between valuations.
-

7 What happens when an employer leaves the fund?

7.1 What is a cessation event?

Triggers for considering cessation from the fund are:

- the last active member stops participation in the fund. The administering authority, at their discretion, can defer acting for up to three years by issuing a suspension notice. That means cessation won't be triggered if the employer takes on one or more active members during the agreed time
- insolvency, winding up or liquidation of the admission body
- a breach of the agreement obligations that isn't remedied to the fund's satisfaction
- failure to pay any sums due within the period required
- failure to renew or adjust the level of a bond or indemnity, or to confirm an appropriate alternative guarantor
- termination of a deferred debt arrangement (DDA).

If no DDA exists, the administering authority will instruct the fund actuary to carry out a cessation valuation to calculate if there is a surplus or a deficit when the fund leaves the scheme.

7.2 What happens on cessation?

The administering authority must protect the interests of the remaining fund employers when an employer leaves the scheme. The actuary aims to protect remaining employers from the risk of future loss. The funding target adopted for the cessation calculation is below. These are defined in [Annex D](#).

- (a) Where there is no guarantor, cessation liabilities and a final surplus/deficit will usually be calculated using a low-risk basis, which is more prudent than the ongoing participation basis. The low-risk exit basis is defined in [Annex D](#).
- (b) Where there is a guarantor, the guarantee will be considered before the cessation valuation. Where the guarantor is a guarantor of last resort, this will have no effect on the cessation valuation. If instead the guarantor is taking on future responsibility for the exiting employer's fund obligations, cessation may be calculated using the same basis that was used to calculate liabilities (and the corresponding asset share) on joining the fund.
- (c) Depending on the guarantee, it may be possible to transfer the employer's liabilities and assets to the guarantor without crystallising deficits or surplus. This may happen if an employer can't pay the contributions due and the approach is within guarantee terms.

If the fund can't recover the required payment in full, unpaid amounts will be paid by the related letting authority (in the case of a ceased admission body) or shared between the other fund employers. This may require an immediate revision to the rates and adjustments certificate or be reflected in the contribution rates set at the next formal valuation.

The fund actuary charges a fee for cessation valuations. Fees and expenses are at the employer's expense and are recharged by the fund via invoice.

The cessation policy is currently being reviewed but will be available from the fund once finalised.

7.3 What happens if there is a surplus?

If the cessation valuation shows the exiting employer has more assets than liabilities, an exit credit **may** be payable to the exiting employer. The administering authority can decide how much will be paid back to the employer (which could be £nil) based on:

- the surplus amount
- the proportion of the surplus due to the employer's contributions
- any representations (like risk sharing agreements or guarantees) made by the exiting employer and any employer providing a guarantee or some other form of employer assistance/support
- any other relevant factors.

The exit credit policy is available from the administering authority upon request.

7.4 How do employers repay cessation debts?

If there is a deficit, full payment will usually be expected in a single lump sum or:

- spread over an agreed period, if the employer enters into a debt spreading agreement (DSA)
- if an exiting employer enters into a deferred debt agreement, it stays in the fund and pays contributions until the cessation debt is repaid. Payments are reassessed at each formal valuation.

The employer flexibility on exit policy will be available in the fund's cessation policy, which is currently under review.

7.5 What if an employer has no active members?

When employers leave the fund because their last active member has left, they may be required to pay a cessation debt, be eligible to receive an exit credit, or be able to enter a DDA/DSA. Beyond this they have no further obligation to the fund and either:

- a) their asset share runs out before all ex-employees' benefits have been paid. The other fund employers will be required to contribute to the remaining benefits. The fund actuary will portion the liabilities on a pro-rata basis at formal valuations
- b) the last ex-employee or dependant dies before the employer's asset share is fully run down. The fund actuary will apportion the remaining assets to the other fund employers

8 What are the statutory reporting requirements?

8.1 Reporting regulations

The Public Service Pensions Act 2013 requires the Government Actuary's Department to report on LGPS funds in England and Wales after every three-year valuation, in what's usually called a section 13 report. The report should include confirmation that employer contributions are set at the right level to ensure the fund's solvency and long-term cost efficiency.

8.2 Solvency

Employer contributions are set at an appropriate solvency level if the rate of contribution targets a funding level of 100% over an appropriate time, using appropriate assumptions compared to other funds. Either:

(a) employers collectively can increase their contributions, or the fund can realise contingencies to target a 100% funding level

or

(b) there is an appropriate plan in place if there is, or is expected to be, a reduction in employers' ability to increase contributions as needed.

8.3 Long-term cost efficiency

Employer contributions are set at an appropriate long-term cost efficiency level if the contribution rate makes provision for the cost of current benefit accrual, with an appropriate adjustment for any surplus or deficit.

To assess this, the administering authority may consider absolute and relative

factors. Relative factors include:

1. comparing LGPS funds with each other
2. the implied deficit recovery period
3. the investment return required to achieve full funding after 20 years.

Absolute factors include:

1. comparing funds with an objective benchmark
2. the extent to which contributions will cover the cost of current benefit accrual and interest on any deficit
3. how the required investment return under relative considerations compares to the estimated future return targeted by the investment strategy
4. the extent to which contributions paid are in line with expected contributions, based on the rates and adjustment certificate
5. how any new deficit recovery plan reconciles with, and can be a continuation of, any previous deficit recovery plan, allowing for fund experience.

These metrics may be assessed by GAD on a standardised market-related basis where the fund's actuarial bases don't offer straightforward comparisons.

Annexes

Annex A – The regulatory framework

A1 Why do funds need a funding strategy statement?

The Local Government Pension Scheme (LGPS) regulations require funds to maintain and publish a funding strategy statement (FSS). According to the Department for Levelling Up, Housing and Communities (DLUHC) the purpose of the FSS is to document the processes the administering authority uses to:

- *establish a **clear and transparent fund-specific strategy** identifying how employers' pension liabilities are best met going forward*
- *support the regulatory framework to maintain **as nearly constant employer contribution rates as possible***
- *ensure the fund meets its **solvency and long-term cost efficiency** objectives*
- *take a **prudent longer-term view** of funding those liabilities.*

To prepare this FSS, the administering authority has used guidance by the Chartered Institute of Public Finance and Accountancy (CIPFA).

A2 Consultation

Both the LGPS regulations and most recent CIPFA guidance state the FSS should be prepared in consultation with "persons the authority considers appropriate". This should include 'meaningful dialogue... with council tax raising authorities and representatives of other participating employers'.

In practice, for the fund, the consultation process for this FSS was as follows:

- There was an Employers Forum on 14 November 2022 at which questions regarding the fund's funding strategy could be raised and answered;
- A revised version of the FSS was issued to all participating employers in November 2022 for comment;
- Comments were requested by 5 December 2022;
- A draft version of the FSS was presented to the Pensions Committee on 5 December 2022, with Admitted Bodies' attention being drawn to the Meeting papers at that time;
- Following the end of the consultation period and Pension Committee the FSS was updated where required and then published, in December 2022.

A3 How is the FSS published?

The FSS is made available through the following routes:

- Published on the website, at <https://www.camden.gov.uk/pensions#yqyo>
- A copy sent by e-mail to each participating employer in the fund;

- A full copy included in the annual report of the fund;
- Copies sent to independent advisers;
- Copies made available on request.

A4 How often is the FSS reviewed?

The FSS is reviewed in detail at least every three years as part of the valuation. Amendments may be made before then if there are regulatory or operational changes. Any amendments will be consulted on, agreed by the Pensions Committee and included in the Committee meeting minutes.

A5 How does the FSS fit into the overall fund documentation?

The FSS is a summary of the fund's approach to funding liabilities. It isn't exhaustive – the fund publishes other statements such as its investment strategy statement, governance strategy and communications strategy. The fund's annual report and accounts also includes up-to-date fund information.

You can see all fund documentation at <https://www.camden.gov.uk/pensions#ygyo>

Annex B – Roles and responsibilities

B1 The administering authority:

- 1 operates the fund and follows all Local Government Pension Scheme (LGPS) regulations
- 2 manages any conflicts of interest from its dual role as administering authority and a fund employer
- 3 collects employer and employee contributions, investment income and other amounts due
- 4 ensures cash is available to meet benefit payments when due
- 5 pays all benefits and entitlements
- 6 invests surplus money like contributions and income which isn't needed to pay immediate benefits, in line with regulation and the investment strategy
- 7 communicates with employers so they understand their obligations
- 8 safeguards the fund against employer default
- 9 works with the fund actuary to manage the valuation process
- 10 provides information to the Government Actuary's Department so they can carry out their statutory obligations
- 11 consults on, prepares and maintains the funding and investment strategy statements
- 12 tells the actuary about changes which could affect funding
- 13 monitors the fund's performance and funding, amending the strategy statements as necessary
- 14 enables the local pension board to review the valuation process.

B2 Individual employers:

- 1 deduct the correct contributions from employees' pay
- 2 pay all contributions by the due date
- 3 have appropriate policies in place to work within the regulatory framework
- 4 make additional contributions as agreed, for example to augment scheme benefits or early retirement strain
- 5 tell the administering authority promptly about any changes to circumstances, prospects or membership which could affect future funding.
- 6 make any required exit payments when leaving the fund.

B3 The fund actuary:

- 1 prepares valuations, including setting employers' contribution rates, agreeing assumptions, working within FSS and LGPS regulations and appropriately targeting fund solvency and long-term cost efficiency
- 2 provides information to the Government Actuary Department so they can carry out their statutory obligations
- 3 advises on fund employers, including giving advice about and monitoring bonds or other security
- 4 prepares advice and calculations around bulk transfers and individual benefits

- 5 assists the administering authority to consider changes to employer contributions between formal valuations
- 6 advises on terminating employers' participation in the fund
- 7 fully reflects actuarial professional guidance and requirements in all advice.

B4 Other parties:

- 1 internal and external investment advisers ensure the investment strategy statement (ISS) is consistent with the funding strategy statement
- 2 investment managers, custodians and bankers play their part in the effective investment and dis-investment of fund assets in line with the ISS
- 3 auditors comply with standards, ensure fund compliance with requirements, monitor and advise on fraud detection, and sign-off annual reports and financial statements
- 4 governance advisers may be asked to advise the administering authority on processes and working methods
- 5 internal and external legal advisers ensure the fund complies with all regulations and broader local government requirements, including the administering authority's own procedures
- 6 the Department for Levelling Up, Housing and Communities, assisted by the Government Actuary's Department and the Scheme Advisory Board, work with LGPS funds to meet Section 13 requirements.

Annex C – Risks and controls

C1 Managing risks

The administering authority has a risk management programme to identify and control financial, demographic, regulatory and governance risks.

The role of the local pension board is set out in the board terms of reference available here:

[Item 11 - LGPS Governance consultation \(camden.gov.uk\)](#)

Details of the key fund-specific risks and controls are set out in the risk register: .

<https://democracy.camden.gov.uk/documents/s105408/Item%2012%20-%20Risk%20Register%20-%20appendix%201.pdf>

C2 Financial risks

Set out in the risk register linked above.

C3 Demographic risks

Set out in the risk register linked above.

C4 Regulatory risks

Set out in the risk register linked above.

C5 Governance risks

Set out in the risk register linked above.

C6 Employer covenant assessment and monitoring

Many of the employers participating in the fund, such as admitted bodies (including TABs and CABs), have no local tax-raising powers. The fund assesses and monitors the long-term financial health of these employers, where appropriate, to assess an appropriate level of risk for each employer's funding strategy.

C7 Climate risk and TCFD reporting

The fund has considered climate-related risks when setting the funding strategy. To consider the resilience of the strategy the fund has included climate scenario stress testing in the contribution modelling exercise for the council at the 2022 valuation. The modelling results under the stress tests were slightly worse than the core results but were still within risk tolerance levels, particularly given the severity of the stresses applied. The results provide assurance that the modelling approach does not significantly underestimate the potential impact of climate change and that the funding strategy is resilient to climate risks. The results of these stress tests may be used in future to assist with disclosures prepared in line with Task Force on Climate-Related Financial Disclosures (TCFD) principles.

The same stress tests were not applied to the funding strategy modelling for smaller employers. However, given that the same underlying model is used for all employers and that the council makes up the vast majority of the fund's assets and liabilities, applying the stress tests to all employers was not deemed proportionate at this stage and would not be expected to result in any changes to the agreed contribution plans.

The Fund has an Investment Belief Statement which was agreed by Pensions Committee on 26 September 2019.

Annex D – Actuarial assumptions

The fund’s actuary uses a set of assumptions to determine the strategy, and so assumptions are a fundamental part of the funding strategy statement.

D1 What are assumptions?

Assumptions are used to estimate the benefits due to be paid to members. Financial assumptions determine the amount of benefit to be paid to each member, and the expected investment return on the assets held to meet those benefits. Demographic assumptions are used to work out when benefit payments are made and for how long.

The funding target is the money the fund aims to hold to meet the benefits earned to date.

Any change in the assumptions will affect the funding target and contribution rate, but different assumptions don’t affect the actual benefits the fund will pay in future.

D2 What assumptions are used to set the contribution rate?

The fund doesn’t rely on a single set of assumptions when setting contribution rates, instead using Hymans Robertson’s Economic Scenario Service (ESS) to project each employer’s assets, benefits and cashflows to the end of the funding time horizon.

ESS projects future benefit payments, contributions and investment returns under 5,000 possible economic scenarios, using variables for future inflation and investment returns for each asset class, rather than a single fixed value.

For any projection, the fund actuary can assess if the funding target is satisfied at the end of the time horizon.

Table: Summary of assumptions underlying the ESS, 31 March 2022

| | | Annualised total returns | | | | | | | | Inflation (CPI) |
|----------|---------------------------------|--------------------------|---------------------------|----------------|----------|------------------------------|---|------------------------------------|-----------------------------|-----------------|
| | | Cash | Index Linked Gilts (long) | Private Equity | Property | Listed Infrastructure Equity | Diversified Growth Fund (low equity beta) | Multi Asset Credit (sub inv grade) | All World Equity GBP Hedged | |
| 10 years | 16th %ile | 0.8% | -3.1% | -1.2% | -0.6% | -1.1% | 1.4% | 1.7% | -0.3% | 1.6% |
| | 50th %ile | 1.8% | -0.7% | 9.4% | 4.4% | 4.9% | 3.2% | 3.5% | 5.9% | 3.3% |
| | 84th %ile | 2.9% | 2.0% | 20.1% | 9.5% | 10.9% | 5.1% | 5.2% | 11.9% | 4.9% |
| 20 years | 16th %ile | 1.0% | -2.6% | 2.4% | 1.4% | 1.2% | 2.1% | 2.8% | 1.9% | 1.2% |
| | 50th %ile | 2.4% | -0.9% | 10.0% | 5.0% | 5.6% | 3.8% | 4.4% | 6.4% | 2.7% |
| | 84th %ile | 4.0% | 0.8% | 17.6% | 8.9% | 10.1% | 5.7% | 6.0% | 11.0% | 4.3% |
| 40 years | 16th %ile | 1.2% | -1.1% | 4.7% | 2.6% | 2.6% | 2.5% | 3.6% | 3.5% | 0.9% |
| | 50th %ile | 2.9% | 0.3% | 10.3% | 5.5% | 6.1% | 4.4% | 5.3% | 6.8% | 2.2% |
| | 84th %ile | 4.9% | 1.9% | 16.1% | 8.8% | 9.8% | 6.5% | 7.1% | 10.4% | 3.7% |
| | Volatility (Disp) (5 yr) | 2% | 9% | 30% | 15% | 18% | 5% | 6% | 18% | 3% |

D3 What financial assumptions were used? Future investment returns and discount rate

The fund uses a risk-based approach to generate assumptions about future investment returns over the funding time horizon, based on the investment strategy.

The discount rate is the annual rate of future investment return assumed to be earned on assets after the end of the funding time horizon. The discount rate assumption is set as a margin above the risk-free rate. UK Government Bond yields are used in funding as an objective measure of the risk-free rate of return.

Assumptions for future investment returns depend on the funding objective.

| | Employer type | Margin above risk-free rate |
|------------------------------|--|---|
| Ongoing basis | All employers except transferee admission bodies and closed community admission bodies | 2.1% |
| Low-risk exit basis | Community admission bodies closed to new entrants | 0% |
| Contractor exit basis | Transferee admission bodies | A margin consistent with the approach used to allocate assets to the employer on joining the fund |

Discount rate (for funding level calculation as at 31 March 2022 only)

For the purpose of calculating a whole fund funding level at the 2022 valuation, a discount rate of 4.4% applies.

This is based on a prudent estimate of investment returns, specifically, that there is an 70% likelihood that the

fund's assets will achieve future investment returns of 4.4% over the 20 years following the 2022 valuation date.

For certain employers that will cease based on a different discount rate from above, the funding levels have been calculated with reference to the relevant discount rate approach.

Pension increases and CARE revaluation

Deferment and payment increases to pensions and revaluation of CARE benefits are in line with the Consumer Price Index (CPI) and determined by the regulations.

The CPI assumption is based on Hymans Robertson's ESS model. The median value of CPI inflation projected over 20 years from the ESS was 2.7% pa on 31 March 2022.

Salary growth

The salary increase assumption at the latest valuation has been set to 0.5% above CPI pa plus a promotional salary scale.

D4 What demographic assumptions were used?

Demographic assumptions are best estimates of future experience. The fund uses advice from Club Vita to set demographic assumptions, as well as analysis and judgement based on the fund's experience.

Demographic assumptions vary by type of member, so each employer's own membership profile is reflected in their results.

Life expectancy

The longevity assumptions are a bespoke set of VitaCurves produced by detailed analysis and tailored to fit the fund's membership profile.

Allowance has been made for future improvements to mortality, in line with the 2021 version of the continuous mortality investigation (CMI) published by the actuarial profession. The starting point has been adjusted by

+0.25% to reflect the difference between the population-wide data used in the CMI and LGPS membership. A long-term rate of mortality improvements of 1.5% pa applies.

The smoothing parameter used in the CMI model is 7.0. There is little evidence currently available on the long-term effect of Covid-19 on life expectancies. To avoid an undue impact from recently mortality experience on long-term assumptions, no weighting has been placed on data from 2020 and 2021 in the CMI.

Other demographic assumptions

| | |
|------------------------------|---|
| Retirement in normal health | Members are assumed to retire at the earliest age possible with no pension reduction. |
| Promotional salary increases | Sample increases below |
| Death in service | Sample rates below |

| | |
|--------------------------|--|
| Withdrawals | Sample rates below |
| Retirement in ill health | Sample rates below |
| Family details | A varying proportion of members are assumed to have a dependant partner at retirement or on earlier death. For example, at age 60 this is assumed to be 90% for males and 85% for females. Beyond retirement the proportion is adjusted for assumed dependant mortality. Males are assumed to be 3 years older than females, and partner dependants are assumed to be opposite sex to members. |
| Commutation | 50% of maximum tax-free cash |
| 50:50 option | 1.0% of members will choose the 50:50 option. |

Males

| Incidence per 1000 active members per year | | | | | | | | |
|--|--------------|-------------------------|-------------|--------|-------------------|------|-------------------|------|
| Age | Salary scale | Death before retirement | Withdrawals | | III-health tier 1 | | III-health tier 2 | |
| | | | FT &PT | FT | PT | FT | PT | FT |
| 20 | 105 | 0.17 | 404.31 | 894.31 | 0.00 | 0.00 | 0.00 | 0.00 |
| 25 | 117 | 0.17 | 267.06 | 590.73 | 0.00 | 0.00 | 0.00 | 0.00 |
| 30 | 131 | 0.20 | 189.49 | 419.07 | 0.00 | 0.00 | 0.00 | 0.00 |
| 35 | 144 | 0.24 | 148.05 | 327.39 | 0.10 | 0.07 | 0.02 | 0.01 |
| 40 | 150 | 0.41 | 119.20 | 263.50 | 0.16 | 0.12 | 0.03 | 0.02 |
| 45 | 157 | 0.68 | 111.96 | 247.46 | 0.35 | 0.27 | 0.07 | 0.05 |
| 50 | 162 | 1.09 | 92.29 | 203.75 | 0.90 | 0.68 | 0.23 | 0.17 |
| 55 | 162 | 1.70 | 72.68 | 160.53 | 3.54 | 2.65 | 0.51 | 0.38 |
| 60 | 162 | 3.06 | 64.78 | 143.02 | 6.23 | 4.67 | 0.44 | 0.33 |

Females

| Incidence per 1000 active members per year | | | | | | | | |
|--|--------------|-------------------------|-------------|--------|-------------------|------|-------------------|------|
| Age | Salary scale | Death before retirement | Withdrawals | | III-health tier 1 | | III-health tier 2 | |
| | | | FT &PT | FT | PT | FT | PT | FT |
| 20 | 105 | 0.10 | 352.42 | 514.11 | 0.00 | 0.00 | 0.00 | 0.00 |
| 25 | 117 | 0.10 | 237.14 | 345.88 | 0.10 | 0.07 | 0.02 | 0.01 |
| 30 | 131 | 0.14 | 198.78 | 289.90 | 0.13 | 0.10 | 0.03 | 0.02 |
| 35 | 144 | 0.24 | 171.57 | 250.12 | 0.26 | 0.19 | 0.05 | 0.04 |
| 40 | 150 | 0.38 | 142.79 | 208.09 | 0.39 | 0.29 | 0.08 | 0.06 |
| 45 | 157 | 0.62 | 133.25 | 194.16 | 0.52 | 0.39 | 0.10 | 0.08 |
| 50 | 162 | 0.90 | 112.34 | 163.52 | 0.97 | 0.73 | 0.24 | 0.18 |
| 55 | 162 | 1.19 | 83.83 | 122.13 | 3.59 | 2.69 | 0.52 | 0.39 |
| 60 | 162 | 1.52 | 67.55 | 98.31 | 5.71 | 4.28 | 0.54 | 0.40 |

D5 What assumptions apply in a cessation valuation following an employer's exit from the fund? Low-risk exit basis

Where there is no guarantor, the low-risk exit basis will apply.

The financial and demographic assumptions underlying the low-risk exit basis are explained below:

1. The discount rate is set equal to the annualised yield on long dated government bonds at the cessation date, with a 0% margin. This was 1.7% pa on 31 March 2022.
2. The CPI assumption is based on Hymans Robertson's ESS model. The median value of CPI inflation from the ESS was 2.7% pa on 31 March 2022.
3. Life expectancy assumptions are those used to set contribution rates, with one adjustment. A higher long-term rate of mortality improvements of 1.75% pa is assumed.

Contractor exit basis

Where there is a guarantor (eg in the case of contractors where the local authority guarantees the contractor's admission in the fund), the contractor exit basis will apply.

The financial and demographic assumptions underlying the contractor exit basis are equal to those set for calculating contributions rates. Specifically, the discount rate is set based on a margin above the risk-free rate consistent with the approach used to allocate assets to the employer on joining the fund.

LONDON BOROUGH OF CAMDEN PENSION FUND

ANNEX 3: INVESTMENT STRATEGY STATEMENT

1. INTRODUCTION

- 1.1 All Local Government Pension Scheme (LGPS) funds are required to have an Investment Strategy Statement (ISS). Regulation 7 of The Local Government Pension Scheme (Management and Investment of Funds) Regulations 2016 governs the requirements of this statement. This Fund has complied fully with these requirements.
- 1.2 The ISS deals with the Investment Strategy and includes how a Fund diversifies its assets, the choice of various investment classes and their suitability for the Fund, the authority's approach to risk and risk management, how the Fund will pool its investments in-line with the Government's pooling agenda, the Fund's approach to social, environmental and corporate governance considerations and how the Fund approaches its voting rights attached to holdings (normally stocks and shares).
- 1.3 The ISS also sets out the maximum percentage of investments that it will invest in particular investments or investment classes. This so called prudential framework replaces the requirements in schedule 1 of the LGPS (management and investment of funds) regulations 2009.
- 1.4 The Fund must have its initial ISS in place by 1 April 2017 and then must ensure it is regularly reviewed at intervals no longer than every three years.

2. BACKGROUND

- 2.1 The London Borough of Camden Pension Fund, (the Fund) is a Career Average Revalued Earnings (CARE) defined benefit pension scheme established by statute, operating under the Public Sector Pensions Act 2013. It provides retirement and death benefits for eligible members and their dependants. The benefits are defined in law and increased each year in-line with movements in inflation (Consumer price inflation).
- 2.2 The Council has delegated responsibility for the management of the Fund to the Pension Committee. The Pensions Committee has responsibility for establishing investment policy and ongoing implementation.
- 2.3 The Pension Committee receives advice from the Executive Director Corporate Services, the Actuary, the Investment Consultant and Independent Investment Advisor. Day to day management of the Fund is delegated to appointed professional investment managers each of which is regulated by the Financial Conduct Authority and Prudential Regulation Authority, or an equivalent overseas regulator. Each investment manager operates under a specific Investment Management Agreement with investment guidelines, which governs the scope of its

investment activities for the Fund. The Fund also invests in a number of investment vehicles which are governed by own their prospectus and associated agreements.

- 2.4 The Pension Board first met in July 2015 and has been constituted with terms of reference agreed by Council on 20 May 2015. The Board's terms of reference require it to ensure the Fund complies with the regulations and other legislation relating to the governance and administration of the scheme and requirement of the Pensions Regulator. It must also ensure the effective and efficient governance and administration of the scheme.
- 2.5 Professional advice was sought from the Investment Consultant and Independent Investment Adviser in the preparation of this document.
- 2.6 The main responsibilities of key stakeholders and participants involved in the Pension Fund are set out in Annex I.

3. **DIVERSIFICATION**

- 3.1 It is important to have a properly diversified portfolio of assets in order to reduce overall portfolio risk and volatility. This should ensure that if a single investment class is not performing well, performance should be balanced by other investment which are doing better at that time. The Fund believes that diversification of assets is in the best long term interests of the scheme beneficiaries.
- 3.2 The key benefit of the Fund's preferred strategy is the reduced volatility it offers relative to the Fund's liabilities. This can be seen most clearly in the improved return/risk ratio.
- 3.3 For each unit of risk taken, the preferred strategy generates a higher level of return. The main reason for this is the diversification benefits derived from taking a broader range of investment risks.
- 3.4 Increased diversification means the likelihood of very poor outcomes is materially reduced.
- 3.5 The Fund last reviewed its investment strategy in July 2020. These reports are very detailed and comprehensive reviews considering important themes such as diversification, risk versus return for various investment strategies and next steps for the Fund's strategic asset allocation.
- 3.6 Traditionally pension funds had a defensive allocation to bonds and a risk seeking allocation to stocks and shares (equities). Over time Funds have seen the benefits of diversification away from these core traditional asset classes. This Fund is highly diversified and has asset allocations to equities, bonds, property, diversified growth funds and private equity. The last three asset classes belong to the alternative asset class and are important tools used to diversify away from traditional asset classes.
- 3.7 Within its equity asset allocation the fund also further diversifies into active and passive equity. Within the passive equity allocation it further has allocations to both UK and overseas equity.

- 3.8 The Fund is diversified in other asset classes with separate UK and global allocations to property. Private equity has diversification over geography, vintage and investment stage (primary, secondary and co-investment).

4. **SUITABILITY OF INVESTMENTS**

- 4.1 Employees' benefits are guaranteed by the LGPS Regulations, and do not change with market values or employer contributions. Investment returns will help pay for some of the benefits, but probably not all, and certainly with no guarantee. Employees' contributions are fixed in those regulations at a level which covers only part of the cost of the benefits.
- 4.2 Therefore, employers need to pay the balance of the cost of delivering the benefits to members and their dependants.
- 4.3 The Funding Strategy Statement is another important policy which together with the ISS governs how the Fund approaches its responsibilities. The FSS focuses on how employer liabilities are measured, the pace at which these liabilities are funded, and how employers or pools of employers pay for their own liabilities. The FSS sets out how the Administering Authority has balanced the conflicting aims of:
- affordability of employer contributions,
 - transparency of processes,
 - stability of employers' contributions, and
 - prudence in the funding basis
- 4.4 The FSS was last reviewed in 2021 and sets out the following objectives:
- to ensure the long-term solvency of the Fund, using a prudent long term view. This will ensure that sufficient funds are available to meet all members'/dependants' benefits as they fall due for payment;
 - to ensure that employer contribution rates are reasonably stable where appropriate;
 - to minimise the long-term cash contributions which employers need to pay to the Fund, by recognising the link between assets and liabilities and adopting an investment strategy which balances risk and return (NB this will also minimise the costs to be borne by Council Tax payers);
 - to reflect the different characteristics of different employers in determining contribution rates. This involves the Fund having a clear and transparent funding strategy to demonstrate how each employer can best meet its own liabilities over future years; and

- to use reasonable measures to reduce the risk to other employers and ultimately to the Council Tax payer from an employer defaulting on its pension obligations.
- 4.5 In ensuring that the Fund's assets are suitable to meet the liabilities as they fall due the Fund also periodically reviews Fund maturity. This was last reviewed following the triennial valuation in December 2019.
- 4.6 Cash flows in the maturity analysis do not consider investment income which is available to fund the smaller cash out flows. Investment income was £10.3m in 2020/21. Therefore in the shorter term income from investments will cover net cash out flows.
- 4.7 Fund Maturity is important as when a Fund becomes cash flow neutral it then must rely on its assets to fund benefits. In this scenario the investment strategy must factor in reducing assets and mandates must be structured so that assets can be withdrawn to fund benefits as and when required. The Fund has two mandates where illiquidity is an issue.
- 4.8 The first is the global property mandate with Partners which is structured as a commitment for capital calls and must be adhered to. The second is the private equity allocation with HarbourVest. These two mandates amount to 10% of the total assets under management and therefore their illiquidity is not considered an issue in the medium term.

Types of Investment held

- 4.9 Investments of suitable liquidity will be acquired and held to generate income and capital growth. Diversification of the portfolio of assets is achieved through different types of investment which are spread geographically. The major kinds of investment held and their characteristics are set out in the following paragraphs:
- 4.10 **UK Equities** which provide an equitable share in the assets and profits of UK companies. Income is provided through share dividends which have historically, over the longer term, risen above inflation. Equities produce capital gains/losses as share prices reflect investors' expectations of the prospects of a specific company, sector or market.
- 4.11 **Global Equities** are similar to UK equities but with exposure to the currency of the market where the share is listed. The investment return will be enhanced or reduced by the local market currency movement against sterling (unless the currency risk is hedged).
- 4.12 **Bonds** (Fixed Interest) are debt instruments issued by Governments and other borrowers. Bonds provide a fixed rate of interest and are generally redeemed at par by the issuer at a known future date. The price reflects the fixed level of interest, the term to redemption and the overall return (the yield) demanded by investors. Bond prices tend to fluctuate less than the price of equities.
- 4.13 **Index-linked bonds** are debt instruments mainly issued by Governments. The interest and redemption value are directly linked to a reference price inflation measure.

- 4.14 **Property** is investment in land or buildings such as offices, retail or industrial units. The income return comes from the rent payable. Property values primarily reflect rent levels and investor sentiment.
- 4.15 **Hedge Funds** are pooled funds which use a variety of strategies and instruments including derivatives to target absolute returns in all market conditions.
- 4.16 **Diversified Growth Funds (DGFs)** are pooled funds that invest in a variety of investment classes, and use active asset allocation between investment classes as a driver for performance.
- 4.17 **Cash** is mainly deposited with institutions for short periods and attracts interest at market rates.
- 4.18 The table below gives a summary of the main features of the various available asset classes, including an estimate of the long term real (in excess of price inflation) returns considered to be reasonably available.

| Investment | Inflation linking | Real returns (% pa) | Liquidity |
|-----------------------|--------------------------|--------------------------------|------------------|
| UK Equities | Reasonable/good | 6-8 | Good |
| Global Equities | Reasonable | 5-7 | Good |
| Property | Reasonable/good | 5-7 | Poor |
| Bonds | Poor | 1-3 | Good |
| Index linked bonds | Good | -0.5-2 | Good |
| Hedge Funds | Reasonable | 3-5 | Reasonable |
| DGFs | Reasonable | 3-5 | Good |
| Cash | Variable | 0-1 | Good |

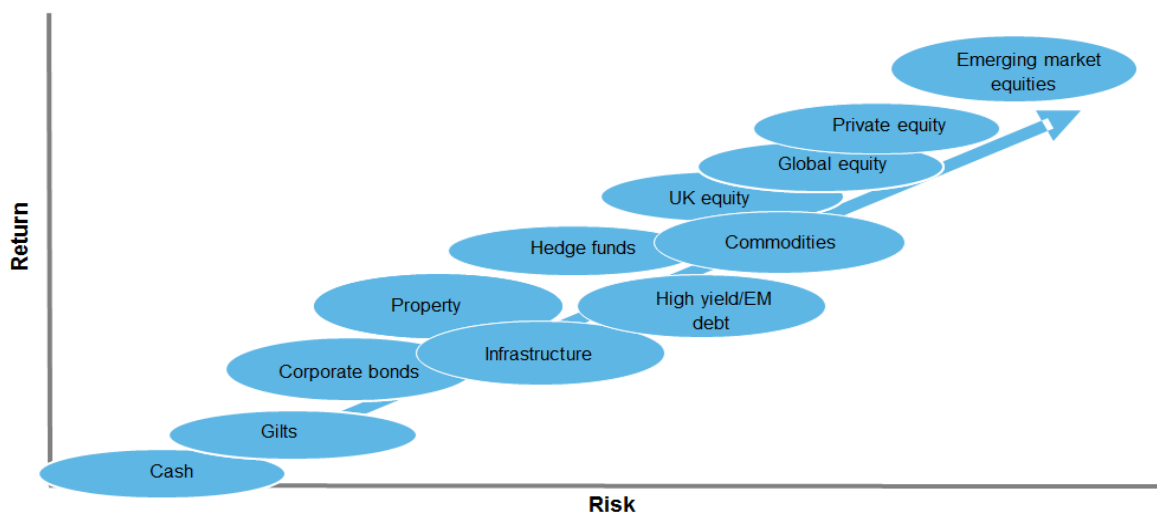
- 4.19 The estimated real returns shown in the table (based on information provided by the Investment Consultant) are indicative, and the volatility of the asset class returns could result in investment returns being above or below those shown in the table.

Balance Between Different Kinds of Investment

- 4.20 The allocation of assets between the various different available types for the medium to long term is determined by the Strategic Asset Allocation (**Appendix II**), which has been set with advice from the Actuary and the Investment Consultant. The Strategic Asset Allocation reflects both the investment risk tolerances and funding level.
- 4.21 It is recognised that the Strategic Asset Allocation is possibly the most important factor affecting the long term investment objective. It will be reviewed periodically to maintain a reasonable expectation of achieving the investment objective, consistent with an appropriate level of diversification.

5. RISK

- 5.1 In order to ensure the long term solvency of the Pension Fund and ensure the Fund meets its objective to be 100% funded the Fund will hold risk seeking assets. However, the Fund also has diversified from pure equity risk and holds several other asset classes in order to ensure returns are uncorrelated.
- 5.2 The Fund is exposed to several investment risks. Some of these risks can be mitigated but the Fund should seek to be rewarded for taking on others.
- 5.3 The Fund currently takes the following risks which the Fund expects to be rewarded for within the overall investment strategy:
- Equity risk – Harris, Baillie Gifford, Barings, Legal & General, Standard Life and Ruffer
 - Credit risk – Insight, Barings, Ruffer and Standard Life, and
 - Illiquidity risk – CBRE, Partners Group and HarbourVest.
- 5.4 In itself, investment risk is not necessarily a bad thing, provided the Fund expects to be rewarded for taking it and can take a long term view in order to look through short and medium term downturns in investment markets. The expected risk return characteristics of different asset classes are highlighted in the following chart.



- 5.5 The chart shows the expected risk return characteristics of different asset classes in ordinal format. We note that in order to achieve higher expected returns we are typically required to take on additional investment risk (usually in terms of price volatility, credit risk or illiquidity).
- 5.6 However, there are benefits in terms of investing in a diversified asset portfolio, as different investment markets do not typically behave in the same way at the same time (except potentially in times of significant economic crises, where high quality government bonds can be the only major asset class to perform well).

- 5.7 The relationship between the price movements of different asset classes relative to each other over time is often referred to as correlation. The Fund needs to ensure that asset classes are not highly correlated as would expose it to undue risk in the event of a significant drop in asset values and would mean all asset classes fall affecting Fund value and the ultimate objective of Fund assets supporting 100% of the Fund's liabilities.
- 5.8 There are also investment market, economic and demographic factors that also affect the value of the Fund's liabilities. How our assets and liabilities move in value relative to each other is also an important consideration.
- 5.9 There is no perfect matching asset for an LGPS fund's liabilities, although it is often stated that a long dated index-linked gilt comes closest (see also our previous comments on the construction of a liability proxy for modelling purposes). This is because an LGPS fund's liabilities are bond like in nature (essentially a series of benefit payment cash outflows) and that are also real in nature (i.e. increase in-line with inflation).
- 5.10 However, index-linked gilts are commonly held to be very expensive at present, and holding them in substantial quantities would inevitably increase the contributions to unaffordable levels and have a detrimental impact on the deficit (i.e. reduce the funding level).
- 5.11 The Funding Strategy Statement sets out the keys risk and groups these into Financial, demographic and regulatory and governance risks. These are included in **Appendix IV**.
- 5.12 The main risks taken into consideration to establish the Strategic Asset Allocation and set the investment objectives for the Fund are:
Solvency and mismatching risks
- 5.13 The expected change in the liabilities and funding level relative to the current investment policy, managed by assessing the progress of the actual change in liabilities relative to the current investment strategy.
Manager risk
- 5.14 The extent to which risk and returns deviate from those anticipated, managed by monitoring the outturn relative to the objective set. Manager risk has been reduced through the appointment of a number of different managers following different investment strategies.
Political and Currency Risks
- 5.15 The concentration of assets in a market leading to the risk of an adverse impact on investment values due to political intervention, managed by regular reviews of the levels of diversification of the actual investments relative to the policy position.

Liquidity risk

- 5.16 The level of cash flow needed to meet the regular commitments of the Fund, managed by assessing the level of cash held and monitoring the anticipated liquidity levels of the assets held in order to limit the impact of cash flow requirements on the investment policy.

Custodial risk

- 5.17 The continuing ability of the custodian to settle trades in a timely manner and provide secure custody of the assets, managed by regular review and reporting from the custodian compared with agreed service standards, and the continued monitoring of the custodians credit rating.

Risk Register

- 5.18 The other risks that are taken into account when assessing the total risk of the Fund are shown in a Risk Register, which is reviewed annually by Pension Committee and was last considered in September 2021.

6. POOLING AND SHARED SERVICES

- 6.1 This Fund is part of the London Collective Investment Vehicle (LCIV) which has been set up for London pension funds. This pool has the support of all 33 London Borough pension funds with **£11.2bn** of assets already under management with another £12.6bn under passive management.
- 6.2 The Fund formally agreed to join the London CIV as part of the Government's pooling agenda. The London CIV was constituted in late 2015 and has since opened a range of sub-funds covering liquid asset classes, with the bulk of less liquid asset classes to follow.
- 6.3 The London CIV is fully authorised by the Financial Conduct Authority (FCA) as an Alternative Investment Fund Manager (AIFM) with permission to operate a UK based Authorised Contractual Scheme fund.
- 6.4 The Board of Directors are responsible for decision making within the CIV. This includes decisions to appoint and remove investment managers. The share structure of London CIV provides for equal voting rights for each authority on a one share one vote basis.
- 6.5 As an AIFM the London CIV must comply with the Alternative Investment Manager Directive ("AIFMD") and falls under the regulatory scrutiny and the reporting regime of the FCA. This includes the requirement for robust systems and processes and for these to be documented appropriately in policies and manuals. Risk management is a particular focus for the FCA and the London CIV has developed a risk framework and risk register covering all areas of its operations, including fund management.
- 6.6 The Pensions Sectoral Joint Committee ("PSJC") has been established under the governing arrangements of London Councils. The PSJC

effectively fulfils two roles, one is as a mechanism for convening elected Member representation from each borough (generally the borough's Pension Committee Chair), and the other is as the route to convening the Authorities as shareholders in the London CIV. This Committee will provide scrutiny and oversight of the CIV for the Authorities, with each Borough represented on the Committee with voting rights.

- 6.7 Each Fund in the London CIV has a nomination to the Pensions Sectoral Joint Committee and our Chair, Cllr Madlani, participates in these meetings. The Head of Treasury and Financial Transactions is also part of an officer group known as the Investment Advisory Committee.
- 6.8 Deloitte have been appointed to undertake external audit of both the company (London CIV) and the ACS Fund and will provide an annual governance statement which will be publicly available on the CIV website.
- 6.9 The formal structures that the London CIV has put in place, including FCA registration and the appointment of a Depositary (Northern Trust), help to provide additional scrutiny of the CIV in providing monitoring and regulatory oversight of the company and a range of services including:
 - Safe custody of assets
 - Oversight of key systems and processes
 - Due-diligence review of the Operator (London CIV), and the Custodian, Fund Accountant, and Transfer Agent (Northern Trust)
- 6.10 The Shareholders Agreement has been signed by all 33 London Borough Pension Funds and sets out the terms and conditions of the joint venture and regulates the relationship with Funds and certain aspects of the affairs of and dealings with the Company.
- 6.11 The Minister has confirmed that the London CIV meets the investment reform and criteria published in November 2015.
- 6.12 The Fund has already transitioned assets into the London CIV with, (Baillie Gifford sub-fund) and will look to transition further liquid assets as and when there are suitable investment strategies available on the platform that meet the needs of the Fund.
- 6.13 The Fund holds 31% or £655m of its assets in life funds (Legal and General) and intends to retain these outside of the London CIV in accordance with government guidance on the retention of life funds outside pools for the time being. The Fund agrees for the London CIV to monitor the passive funds as part of the broader pool.
- 6.14 The Camden Fund was instrumental in constituting the Pensions Shared Service. This service deals with the administration functions of the Camden and Wandsworth pension funds including dealing with member requests, employers and administering benefits and pension payroll functions. The shared service has now expanded to include Merton, Richmond and Waltham Forest pension funds.

7. ENVIRONMENTAL, SOCIAL, AND GOVERNANCE (ESG) POLICY

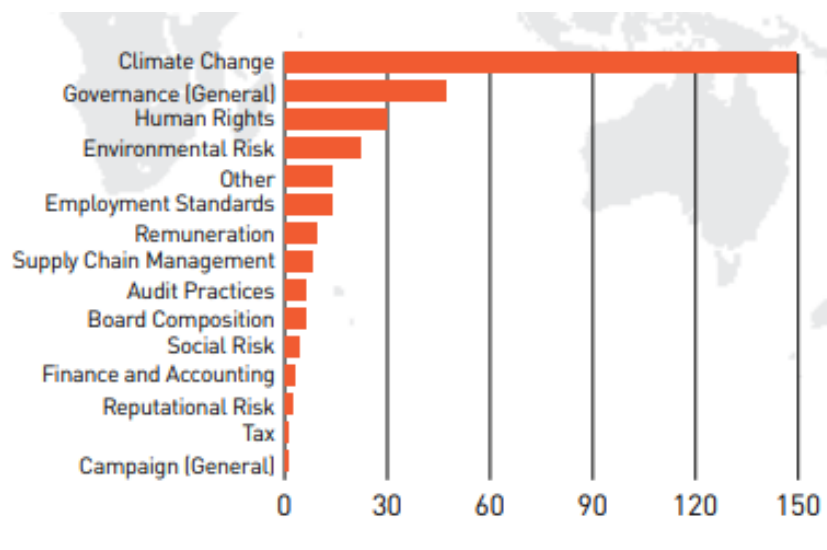
The Pension Fund is bound by law in respect of Socially Responsible Investment (SRI) policy. As stated in the Investment Strategy Statement, the Fund should, in all circumstances, act in the best financial interests of the members of the Fund. Where this primary consideration is not prejudiced, Investment Managers are expected to have active regard to the impact that SRI issues might have on the returns of companies in which they invest on the Fund's behalf.

The Fund believes that 'robust' engagement with companies is a better approach than placing restrictions on particular types of investment. It also believes that companies conforming to high ethical and social standards might be expected to produce shareholder returns that are at least comparable to those produced by other companies.

The Fund is a member of the Local Authority Pension Fund Forum (LAPFF). LAPFF was formed in 1990 and is a voluntary association of local authority pension funds based in the UK. It exists to promote the investment interests of local authority pension funds, and to maximise their influence as shareholders to promote corporate social responsibility and high standards of corporate governance amongst the companies in which its members invest. The Forum's members currently have combined assets of nearly £300 billion.

LAPFF has campaigned on a number of issues and the split of issues can be seen below. The graph is based on corporate engagement over the year to December 2020 via letters, conference calls, filed resolutions or meetings.

LAPFF ENGAGEMENT TOPICS



8. The 2020 LAPFF Annual Report, summarising activity and highlighting the organisation's achievements can be found via the following link: https://lapfforum.org/wp-content/uploads/2020/12/LAPFF_annual-report-2020_final2.pdf
- 8.1 Climate Change was the most frequent engagement area for the year for LAPFF, with engagement on Governance the next most common.
- 8.2 LAPFF has long campaigned for reform of the UK's system financial regulation and in particular the Financial Reporting Council (FRC) as the setter of standards and regulator for the accounting industry.
- 8.3 Governance-related engagements covered a wide range of topics, including board composition, executive pay, tax transparency, and climate change, plastics, reliable accounts, agribusiness, human rights, corruption, workforce issues, technology, micro-insurance, housebuilding and shareholder resolutions.
- 8.4 Those responsible for making investment decisions must comply with general legal principles governing the administration of scheme investments. They must also act in accordance with ordinary public law principles, in particular, the ordinary public law of reasonableness. They risk challenge if a decision they make is so unreasonable that no person acting reasonably could have made it.
- 8.5 The Fund is committed to being a long term steward of the assets in which it invests and expects this approach to protect and enhance the value of the Fund in the long term. In making investment decisions, the Fund seeks and receives proper advice from internal and external advisers with the requisite knowledge and skills. In addition the Pensions Committee undertakes training on a regular basis and this will include on training and information sessions on matters of social, environmental and corporate governance.

- 8.6 The Fund requires its investment managers to integrate all material financial factors, including corporate governance, environmental, social, and ethical considerations, into the decision-making process for all fund investments. It expects its managers to follow good practice and use their influence as major institutional investors and long-term stewards of capital to promote good practice in the investee companies and markets to which the Fund is exposed.
- 8.7 The Fund expects its external investment managers (and specifically the London Collective Investment Vehicle through which the Fund will increasingly invest) to undertake appropriate monitoring of current investments with regard to their policies and practices on all issues which could present a material financial risk to the long-term performance of the fund such as corporate governance and environmental factors.
- 8.8 Effective monitoring and identification of these issues can enable engagement with boards and management of investee companies to seek resolution of potential problems at an early stage. Where collaboration is likely to be the most effective mechanism for encouraging issues to be addressed, the Fund expects its investment managers to participate in joint action with other institutional investors as permitted by relevant legal and regulatory codes.
- 8.9 The Fund monitors this activity on an ongoing basis with the aim of maximising its impact and effectiveness.
- 8.10 The Fund in preparing and reviewing its Investment Strategy Statement will consult with interested stakeholders including, but not limited to Fund employers, investment managers, Local Pension Board, advisers to the Fund and other appropriate relevant parties.

Voting Rights

The Fund believes in the role of proactive engagement as the most effective way of influencing companies in relation to social, environmental and business policies whilst at the same time achieving financial returns compatible with the Fund's longer term financial objectives. The fund therefore places great importance on the exercise of voting rights attached to the Fund's investments.

Camden has appointed PIRC to provide the services of Corporate Governance Advisor and proxy voting agent to the Fund. The aim of the advisors has been to research companies with which the Fund has voting rights, and to ensure that those voting rights are used in the most advantageous way. The Fund has agreed a bespoke voting policy and PIRC ensure that votes are cast in line with the Camden policy for all segregated company shares, as well as the proportion of shares held in pooled UK equity fund held by the Camden.

In the calendar year 2020, voting took place as follows:

Resolution Type

| Vote | Occurrences | Proportion |
|--------------------------|----------------------|-------------------|
| For | 8,076 | 69.66% |
| Against | 3,431 | 29.59% |
| Withhold | 11 | 0.09% |
| Abstain | 0 | 0.00% |
| Non-Voting / Withdrawn | 72 | 0.62% |
| US Frequency Vote on Pay | 4 | 0.03% |
| Total | <u>11,594</u> | 100% |

The Camden Pension Fund voted shares at 803 separate company meetings during the year.

PENSION FUND RESPONSIBILITIES

This appendix sets out the key individuals, consultants, investment professionals and investment managers involved in the Fund.

Pension Committee

Members

Cllr Rishi Madlani (Chair)

Cllr Heather Johnson (Vice Chair)

Cllr Anna Burrage

Cllr Jenny Mulholland

Cllr Will Prince

Cllr James Slater

Cllr Gio Spinella

Cllr Shiva Tiwari

Substitute Members

Cllr Kemi Atolagbe

Cllr Matt Cooper

Cllr Nina De Ayala Parker

Cllr Edmund Frondigoun

Cllr Lloyd Hatton

Cllr Stephen Stark

The following officers are based across Council offices at 5 Pancras Square and Dennis Geffen Annexe.

Executive Director Corporate Services

Jon Rowney

Director of Finance

Daniel Omisore

Head of Treasury & Financial Transactions

Nigel Mascarenhas

Pension Fund Accountant

James Gilliland

Scheme Administrator

Martin Doyle
Pensions Shared Service
Wandsworth Council
Room 70
The Town Hall
Wandsworth High Street
London. SW18 2PU

Legal Advisor

Andrew Maughan, Borough Solicitor

Investment Managers

Baillie Gifford (CIV Sub-Fund)
70 Great Bridgewater Street,
Manchester,
M1 5ES

Baring Asset Management Ltd
155 Bishopsgate
London, EC2M 3XY

Harris Associates LP
111 South Wacker Drive, Suite 4600
Chicago, Illinois 60606

CBRE Global Investment Partners Ltd

Third Floor
One New Change
London, EC4M 9AF

Legal & General Investment Management

One Coleman Street,
London, EC2R 5AA

Partners Group (UK) Ltd

14th Floor, Heron Tower
110 Bishopsgate
London, EC2N 4AY

HarbourVest Partners (Europe) Ltd

33 Jermyn Street
London, SW1Y 6DN

CQS (UK) LLP

4th Floor
One Strand
London, WC2N 5HR

Stepstone

2 St James's Market
London, SW1Y 4AH

Custodian

Performance Measurement

J.P. Morgan Limited

25 Bank Street
Canary Wharf
London, E14 5JP

**Pensions & Investment Research
Consultants (PIRC) Ltd**

2 Harbour Exchange Square
London, E1 8AZ

Investment Consultant

Andrew Singh
Isio Group Limited
10 Norwich Street

London EC4A 1BD

Independent Investment Advisor

Karen Shackleton
MJ Hudson Ltd
1 Frederick's Place
London
EC2R 8AE

Actuary

Douglas Green
Hymans Robertson LLP
20 Waterloo Street,
Glasgow, G2 6DB

Corporate Governance Adviser

**Pensions & Investment Research
Consultants (PIRC) Ltd**
2 Harbour Exchange Square
London, E1 8AZ

Auditors

Mazars
15 Canada Square
Canary Wharf
London, E14 5GL

AVC Providers

Phoenix Life Limited
PO Box 2570
St James House
27-43 Eastern Road
Romford, RM1 3YW

**Prudential Assurance Company
Limited**

5 Laurence Pountney Hill,
London, EC4R 0HH

Bodies of which the Pension Fund is a Member or Subscriber

Club Vita
Local Authority Pension Fund Forum (LAPFF)
London Pension Fund Forum (LPFF)
London Collective Investment Vehicle (LCIV)

Pension Committee (PC)

The PC has delegated authority from the Council to make decisions for the Fund, acting with advice from the Actuary, Investment Consultant, Independent Advisor and the Executive Director of Corporate Services.

The investment powers of the Pension Committee are set out in regulations. The Committee has approved and adopted this ISS in relation to the investment of the Fund's assets, and the ISS is consistent with the investment policies established and implemented by the Committee for the Fund.

The Committee meets at least quarterly and comprises eight voting members, seven from the Labour Group and one from the Conservative Group. There is a quorum of two members to ensure meetings can function and there are eight substitute members.

There are four observer (non-voting) posts to the Committee representing trade unions and two representing retired members.

The responsibilities of the Committee are to:

General

- To act as Trustees of the Council's Pension Fund within the terms of the Superannuation Act 1972 and to administer all matters concerning the Council's pension investments in accordance with any applicable law and policy.
- To make arrangement for the appointment of and appoint suitably qualified investment managers and custodians and to periodically review those arrangements.
- To ensure that appropriate and sufficient training has been undertaken by all members of the Committee in order to discharge their functions.
- To take proper advice from officers, investment consultants, independent investment adviser, pension board and actuary

Investment

- Set and review Investment strategy for the Fund
- To formulate and publish a Statement of Investment Principles
- At least once every three months, to review the investments made by the investment managers and from time to time consider the desirability

of continuing or terminating the appointment of the investment managers.

- To determine the strategic asset allocation policy, the mandates to be given to the investment managers, the performance measures to be set for them and review investment management performance against targets.
- To monitor the performance and effectiveness of the investment managers and their compliance with the Statement of Investment Principles.
- Ensure the Fund's voting rights are exercised in line with the Fund's voting policy to ensure the best outcome for the Fund's investment purposes and ensure engagement supports the investment strategy and Fund's performance, except co-filing requests put forward by the LAPFF; and support for resolutions in respect of companies that the Fund does not have a direct shareholding in, which remains a matter for the Executive Director Corporate Services in consultation with the Chair of the Pension Committee unless time allows for the matter to be reported to the Committee for decision.
- To receive and approve an Annual Report on the activities of the Fund prior to publication.
- To keep members of the Pension Fund informed of performance and developments relating to the Pension Fund on an annual basis.

Liabilities

- To review the risks inherent in the management of the Pension Fund
- To review the strength of admitted bodies and ability to honour their liabilities.
- To agree and keep under review a Contribution Strategy and agree the Triennial Valuation.
- Admit new and exit ceasing employers as and when these arise.
- To monitor liabilities and ensure progress towards full funded status of all employers.
- To understand the maturity of the Fund and keep cash flow considerations under review

The Committee operates under procedural rules as set out in the Camden Constitution, which can be accessed via the Council's website:

<https://www.camden.gov.uk/documents/20142/7661411/Constitution+of+L+B+Camden.pdf/1df46c62-8de2-ccd7-d7bb-63d8071b9188?t=1602240903447>

Investment Managers

Thirteen appointed investment managers have responsibility for managing passive index-tracking and active portfolios of equity, bonds, infrastructure, diversified growth funds, property investments and private equity funds.

The responsibilities of the investment managers are to:

- Invest the assets of the Fund in compliance with prevailing legislation, the policies set out in this SIP and their Investment Management Agreements.
- Submit quarterly reports on valuation, activity and investment performance.
- Attend meetings with the Director of Finance and/or Committee.
- Assist the Director of Finance in the preparation of the SIP.

Custodian

The investments of the Fund are held and recorded independently by a custodian bank, JP Morgan, responsible for safe custody of share certificates and other evidence of title.

The responsibilities of the custodian are to:

- Hold assets in compliance with prevailing market legislation.
- Provide periodic valuations and reports on activity and investments held in custody.
- Settle investment transactions in the market.
- Account for and collect dividends and income and make tax reclaims.
- Hold uninvested cash in a liquidity account.
- Process corporate actions and vote shares held to the Fund's order where appropriate.

Actuary

The responsibilities of the Actuary (Hymans Robertson) are to:

- Prepare the triennial valuation of the Fund.
- Provide advice to the Committee on the funding level to assist in formulating investment objectives and policies for the Fund.
- Provide intra valuation advice on the estimated funding level and pension costs.

Investment Consultant and Independent Investment Advisor

The responsibilities of the Investment Consultant (Aon Hewitt) and Independent Investment Advisor (Karen Shackleton) are to advise the Executive Director of Corporate Services and the Committee on:

- Investment strategy and the risks and anticipated returns associated with different investment strategies and asset classes.
- Assist with the selection, ongoing monitoring and review of investment managers and custodian.
- Advise the Director of Finance on the preparation of the SIP.

Executive Director Corporate Services

The Executive Director Corporate Services and officers reporting to him are responsible for:

- The execution of policy decisions and operational running of the Fund
- Administrative arrangements with investment managers, custodian and advisers
- Preparation of reports for the Committee
- Preparing the Fund annual report and accounts
- Regular interim briefing meetings with investment managers
- Ensuring that the ISS and other relevant Fund documentation is reviewed and updated periodically, and ensuring compliance by investment managers with the ISS and Investment Management Agreements

Pension Board

The Pension Board is defined by the Public Service Pensions Act 2013, will be responsible for:

Assisting the Administering Authority as Scheme Manager to:

- Secure compliance with the LGPS regulations and any other legislation relating to the governance and administration of the LGPS
- Secure compliance with requirements imposed in relation to the LGPS by the Pensions Regulator
- Carry out such other matters as the LGPS regulations may specify

Securing the effective and efficient governance and administration of the LGPS for the Camden Pension Fund.

The role is one of providing oversight of assurance in and governance of the scheme administration and not decision making.

The Pension Board will ensure that the Pension Fund is managed and administered effectively and efficiently and complies with any code of practice on the governance and administration of public service pension schemes issued by the Pension Regulator.

The Pension Board shall have the power to do anything which is calculated to facilitate, or is conducive or incidental to, the discharge of any of its functions.

The first core function of the Board is to assist the Administering Authority in securing compliance with the Regulations, any other legislation relating to the governance and administration of the Scheme, and requirements imposed by the Pensions Regulator in relation to the Scheme. Within the extent of this core function the Board may determine the areas it wishes to consider including but not restricted to:

- Review regular compliance monitoring reports which shall include reports to and decisions made under the Regulations by the Committee.
- Assist with the development of and continually review such documentation as is required by the Regulations including Governance Compliance Statement, Funding Strategy Statement and Statement of Investment Principles.
- Review the implementation of revised policies and procedures following changes to the Scheme.
- Review the arrangements for the training of Board members and those elected members and officers with delegated responsibilities for the management and administration of the Scheme.
- Review the outcome of external audit reports.
- Review draft accounts and Fund annual report.

The second core function of the Board is to ensure the effective and efficient governance and administration of the Scheme. Within this extent of this core function the Board may determine the areas it wishes to consider including but not restricted to:

- Review the effectiveness of processes for the appointment of advisors and suppliers to the Administering Authority.
- Monitor investment costs including custodian and transaction costs.
- Review the risk register as it relates to the scheme manager function of the authority.
- Review the outcome of actuarial reporting and valuations.
- Monitor in the development of asset voting and engagement processes and compliance with the UK Stewardship Code.

From 1 June 2020

| ASSET CLASS | % | % | Basis |
|--|-----------|-------------------|--------------|
| GLOBAL EQUITIES | | | |
| Baillie Gifford (CIV) | 15 | | Active |
| Harris | 15 | | Active |
| Legal & General | <u>15</u> | | Passive |
| | | 45 | |
| UK EQUITIES | | | |
| Legal & General | <u>5</u> | | Passive |
| | | 5 | |
| INDEX-LINKED GILTS | | | |
| Legal & General | <u>3</u> | | Passive |
| | | 3 | |
| BONDS | | | |
| Insight (phased transfer to CQS pending) | 0 | | Active |
| CQS | <u>12</u> | | |
| | | 12 | |
| PROPERTY | | | |
| CBRE | 5 | | Active |
| Partners Group | <u>5</u> | | Active |
| | | 10 | |
| INFRASTRUCTURE | | | |
| Stepstone | <u>5</u> | | Active |
| | | 5 | |
| DIVERSIFIED GROWTH FUNDS | | | |
| Barings | 5 | | Active |
| Standard Life | 5 | | Active |
| Ruffer | <u>5</u> | | |
| | | 15 | |
| PRIVATE EQUITY | | | |
| HarbourVest | <u>5</u> | | Active |
| | | 5 | |
| TOTAL FUND | | <u>100</u> | |

Asset Allocations with CIV appended are sub funds of the London CIV.

| ASSET CLASS | INVESTMENT MANAGER | PERFORMANCE BENCHMARK AND TARGET OUTPERFORMANCE |
|------------------------------|-----------------------------|---|
| Active Global Equities | Aberdeen Asset Managers/ | To outperform the MSCI All Countries World Index by 2-3% p.a. over rolling 3 and 5 year periods, on a Gross Return basis, gross of fees |
| Active Global Equities | Harris Associates | To outperform the MSCI All Countries World Index by 2-3% p.a. over rolling 3 and 5 year periods, on a Gross Return basis, gross of fees |
| Passive Global Equities | Legal & General | To track the total return of the FTSE-All World Index within + / - 0.25% p.a. two years out of any three, before the deduction of fees |
| Passive UK Equities | Legal & General | To track the total return of the FTSE-All Share Index within + / - 0.25% p.a. two years out of any three, before the deduction of fees |
| Index-Linked Gilts (Passive) | Legal & General | To track the total return of the FTSE-A Government Index-Linked (Over 5 Year) index within + / - 0.25% p.a. two years out of any three, before the deduction of fees. |
| UK Property | CBRE Collective Investors | To outperform the IPD UK All Balanced Property Funds Index by 1.0% p.a. over rolling 3 year periods. |
| Global Property | Partners Group (UK) Limited | This is an absolute return mandate with the manager targeting an absolute return in excess of 15% p.a. over the life of the Fund. |
| Diversified Growth Fund | Baring Asset Management | This is an absolute return mandate with the manager committing to target a return of cash (3 months GBP LIBOR) plus 4% p.a. over the life of the Fund. |

| ASSET CLASS | INVESTMENT MANAGER | PERFORMANCE BENCHMARK AND TARGET OUTPERFORMANCE |
|--------------------|---------------------------|--|
| Private Equity | HarbourVest Partners | This is an absolute return mandate with the manager targeting an absolute return in excess of 8% p.a. over the life of the Fund. |
| Infrastructure | Stepstone | This is an absolute return mandate with the manager targeting an absolute return in excess of 8%-10% p.a. over the life of the Fund |
| Fixed Income | CQS | To achieve a return of LIBOR plus 4-5%, with a net asset volatility of 4-6%, on an annualised basis over a rolling 4 year period, net of fees. |

Key risks and controls

C1 Types of risk

The Administering Authority has an active risk management programme in place. The measures that it has in place to control key risks are summarised below under the following headings:

- financial;
- demographic;
- regulatory; and
- governance.

C2 Financial risks

| Risk | Summary of Control Mechanisms |
|--|--|
| Fund assets fail to deliver returns in line with the anticipated returns underpinning the valuation of liabilities over the long-term. | <p>Only anticipate long-term returns on a relatively prudent basis to reduce risk of under-performing.</p> <p>Assets invested on the basis of specialist advice, in a suitably diversified manner across asset classes, geographies, managers, etc.</p> <p>Analyse progress at three yearly valuations for all employers.</p> <p>Inter-valuation roll-forward of liabilities between valuations at whole Fund level.</p> |
| Inappropriate long-term investment strategy. | <p>Overall investment strategy options considered as an integral part of the funding strategy. Used asset liability modelling to measure 4 key outcomes.</p> <p>Chosen option considered to provide the best balance.</p> |
| Fall in risk-free returns on Government bonds, leading to rise in value placed on liabilities. | <p>Stabilisation modelling at whole Fund level allows for the probability of this within a longer term context.</p> <p>Inter-valuation monitoring, as above.</p> <p>Some investment in bonds helps to mitigate this risk.</p> |
| Active investment manager under-performance relative to benchmark. | <p>Quarterly investment monitoring analyses market performance and active managers relative to their index benchmark.</p> |
| Pay and price inflation significantly more than anticipated. | <p>The focus of the actuarial valuation process is on real returns on assets, net of price and pay increases.</p> <p>Inter-valuation monitoring, as above, gives early warning.</p> |

PENSION FUND ANNUAL REPORT 2022/23
ANNEX 3: INVESTMENT STRATEGY STATEMENT

| Risk | Summary of Control Mechanisms |
|--|---|
| | <p>Some investment in bonds also helps to mitigate this risk.</p> <p>Employers pay for their own salary awards and should be mindful of the geared effect on pension liabilities of any bias in pensionable pay rises towards longer-serving employees.</p> |
| Effect of possible increase in employer's contribution rate on service delivery and admission/scheduled bodies | An explicit stabilisation mechanism has been agreed as part of the funding strategy. Other measures are also in place to limit sudden increases in contributions. |
| Orphaned employers give rise to added costs for the Fund | <p>The Fund seeks a cessation debt (or security/guarantor) to minimise the risk of this happening in the future.</p> <p>If it occurs, the Actuary calculates the added cost spread pro-rata among all employers – (see 3.9).</p> |

C3 Demographic risks

| Risk | Summary of Control Mechanisms |
|--|---|
| Pensioners living longer, thus increasing cost to Fund. | <p>Set mortality assumptions with some allowance for future increases in life expectancy.</p> <p>The Fund Actuary has direct access to the experience of over 50 LGPS funds which allows early identification of changes in life expectancy that might in turn affect the assumptions underpinning the valuation.</p> |
| Maturing Fund – i.e. proportion of actively contributing employees declines relative to retired employees. | Continue to monitor at each valuation, consider seeking monetary amounts rather than % of pay and consider alternative investment strategies. |
| Deteriorating patterns of early retirements | <p>Employers are charged the extra cost of non ill-health retirements following each individual decision.</p> <p>Employer ill health retirement experience is monitored, and insurance is an option.</p> |
| Reductions in payroll causing insufficient deficit recovery payments | <p>In many cases this may not be sufficient cause for concern, and will in effect be caught at the next formal valuation. However, there are protections where there is concern, as follows:</p> <p>Employers in the stabilisation mechanism may be brought out of that mechanism to permit appropriate contribution increases (see Note (b) to 3.3).</p> |

PENSION FUND ANNUAL REPORT 2022/23
ANNEX 3: INVESTMENT STRATEGY STATEMENT

| Risk | Summary of Control Mechanisms |
|------|---|
| | For other employers, review of contributions is permitted in general between valuations (see Note (f)) and may require a move in deficit contributions from a percentage of payroll to fixed monetary amounts. |

C4 Regulatory risks

| Risk | Summary of Control Mechanisms |
|---|--|
| Changes to national pension requirements and/or HMRC rules e.g. changes arising from public sector pensions reform. | <p>The Administering Authority considers all consultation papers issued by the Government and comments where appropriate.</p> <p>The results of the most recent reforms were built into the 2013 valuation. Any changes to member contribution rates or benefit levels will be carefully communicated with members to minimise possible opt-outs or adverse actions.</p> |
| Time, cost and/or reputational risks associated with any DCLG intervention triggered by the Section 13 analysis (see section 5) | Take advice from Fund Actuary on position of Fund as at prior valuation, and consideration of proposed valuation approach relative to anticipated Section 13 analysis. |
| Changes by Government to particular employer participation in LGPS Funds, leading to impacts on funding and/or investment strategies. | <p>The Administering Authority considers all consultation papers issued by the Government and comments where appropriate.</p> <p>Take advice from Fund Actuary on impact of changes on the Fund and amend strategy as appropriate.</p> |

C5 Governance risks

| Risk | Summary of Control Mechanisms |
|---|--|
| Administering Authority unaware of structural changes in an employer's membership (e.g. large fall in employee members, large number of retirements) or not advised of an employer closing to new entrants. | <p>The Administering Authority has a close relationship with employing bodies and communicates required standards e.g. for submission of data.</p> <p>The Actuary may revise the rates and Adjustments certificate to increase an employer's contributions between triennial valuations</p> <p>Deficit contributions may be expressed as monetary amounts.</p> |
| Actuarial or investment advice is not sought, or is not heeded, or proves to be insufficient in some way | The Administering Authority maintains close contact with its specialist advisers. |

PENSION FUND ANNUAL REPORT 2022/23
ANNEX 3: INVESTMENT STRATEGY STATEMENT

| Risk | Summary of Control Mechanisms |
|--|--|
| | <p>Advice is delivered via formal meetings involving Elected Members, and recorded appropriately.</p> <p>Actuarial advice is subject to professional requirements such as peer review.</p> |
| <p>Administering Authority failing to commission the Fund Actuary to carry out a termination valuation for a departing Admission Body.</p> | <p>The Administering Authority requires employers with Best Value contractors to inform it of forthcoming changes.</p> <p>Community Admission Bodies' memberships are monitored and, if active membership decreases, steps will be taken.</p> |
| <p>An employer ceasing to exist with insufficient funding or adequacy of a bond.</p> | <p>The Administering Authority believes that it would normally be too late to address the position if it was left to the time of departure.</p> <p>The risk is mitigated by:</p> <p>Seeking a funding guarantee from another scheme employer, or external body, where-ever possible (see 3.3).</p> <p>Alerting the prospective employer to its obligations and encouraging it to take independent actuarial advice.</p> <p>Vetting prospective employers before admission.</p> <p>Where permitted under the regulations requiring a bond to protect the Fund from various risks.</p> <p>Requiring new Community Admission Bodies to have a guarantor.</p> <p>Reviewing bond or guarantor arrangements at regular intervals (see 3.3).</p> <p>Reviewing contributions well ahead of cessation if thought appropriate (see 3.3).</p> |

APPENDIX E: COMPLIANCE STATEMENT

Camden's compliance with the six Principles of Investment Decision Making, as established by the CIPFA Pensions Panel, and required by the LGPS Regulations 2009.

Date Reviewed: August 2015

Principle 1: Effective decision making

Administering authorities should ensure that:

- decisions are taken by persons or organisations with the skills, knowledge, advice and resources to make them effectively and monitor their implementation;
- those persons or organisations have sufficient expertise to be able to evaluate and challenge the advice they receive, and manage conflicts of interest.

Fully Compliant

Camden Council operates a Pension Committee within a formal framework of financial controls and decision making; Consideration is given to strategic asset allocation and particularly during reviews of fund management arrangements.

Dedicated training sessions are scheduled twice annually for all members of the Committee.

Expert advice is received from external consultants including the investment consultant, independent investment advisor, fund actuary, and corporate governance advisor, as well as the individual investment managers.

A business plan is presented to every meeting of the Pension Committee, which includes training carried out by officers and Committee Members in the last 12 months, and future opportunities for training, which are offered to all the members of the Committee.

Principle 2: Clear objectives

An overall investment objective should be set out for the fund that takes account of the scheme's liabilities, the potential impact on local tax payers, the strength of the covenant for non-local authority employers, and the attitude to risk of both the administering authority and scheme employers, and these should be clearly communicated to advisors and investment managers.

Fully Compliant

The Fund's investment objectives are set out in the Statement of Investment Principles. The benchmark and risk parameters are clearly stated in the Investment Management Agreements with each investment manager.

The same investment strategy is currently followed for all employers. The actuary has not advised the authority to operate different investment strategies for different employers.

The strength of the covenant for non-local authority employers is assessed by the Fund's Actuary (Hymans Robertson), and the results will be available in time for the next triennial valuation.

The Pension Committee considers a register of all non-local authority employers on an annual basis, to monitor their funding positions and scheme status.

Principle 3: Risk and liabilities

In setting and reviewing their investment strategy, administering authorities should take account of the form and structure of liabilities.

These include the implications for local tax payers, the strength of the covenant for participating employers, the risk of their default and longevity risk.

Fully Compliant

The asset allocation strategy is reviewed at least every 3 years. The Investment Consultant is periodically commissioned to carry out an asset liability study which models the risk/reward characteristics of different investment strategies.

The study follows the triennial actuarial valuation and the form and structure of the liabilities are fully taken into account.

The liabilities are reviewed by Hymans Robertson on an annual basis between full valuations.

Additional investigation is made into the Fund's longevity risk by being a member of Club Vita. This has been set up by Hymans Robertson to specifically measure the effect of longevity using the data which is scheme specific.

The cash flow and scheme membership of the Fund is reported to the Pension Committee on an annual basis.

Principle 4: Performance assessment

Arrangements should be in place for the formal measurement of performance of the investments, investment managers and advisors.

Administering authorities should also periodically make a formal assessment of their own effectiveness as a decision-making body and report on this to the scheme members.

Fully Compliant

Performance measurement of the investments and investment managers are provided by the Performance Measurer, Custodian, Independent Investment Advisor and Investment Consultant.

The decisions reached by the Pension Committee are reviewed on both a quarterly and yearly basis.

The Investment Consultant and Independent Investment Advisor advise the Fund on any major developments or changes that may affect the performance of the investment managers.

The effectiveness of the investment decisions is measured by means of the adherence to the asset allocation and the expected improvement in performance of the investments.

The investment managers are asked to attend officer-led quarterly meetings outside the formal Committee meeting schedule and on an ad hoc basis when it is deemed necessary; Committee members are invited to attend. Managers are also seen regularly by the Independent Investment Advisor separately from these meetings.

Principle 5: Responsible ownership

Administering authorities should:

- adopt, or ensure their investment managers adopt, the Institutional Shareholders' Committee Statement of Principles on the responsibilities of shareholders and agents.
- include a statement of their policy on responsible ownership in the statement of investment principles.
- report periodically to scheme members on the discharge of such responsibilities.

Fully Compliant

All of the equity managers have adopted the Institutional Shareholders' Committee Statement of Principles.

The Fund has agreed a bespoke voting policy which is reviewed and updated annually by the Pension Committee. The votes are cast on behalf of the Fund by PIRC in accordance with this policy. A summary of the fund's voting policy can be found via the following webpage: <http://www.camden.gov.uk/ccm/content/council-and-democracy/publications-and-finances/pensions/pension-fund-investment.en>

PIRC records the votes cast by the Fund, and issues a quarterly statistical report, which is incorporated into the quarterly Engagement Report received by the Committee. PIRC also present a report of activity annually to the Committee.

The Fund's policy on responsible ownership is set out in its Statement of Investment Principles.

The Fund is a participating member of the Local Authority Pension Fund Forum (LAPFF) and receives information on environmental, social and governance issues.

Principle 6: Transparency and reporting

Administering authorities should:

- act in a transparent manner, communicating with stakeholders on issues relating to their management of investment, its governance and risks, including performance against stated objectives.
- Provide regular communication to scheme members in the form they consider most appropriate.

Fully Compliant

The Fund has produced a Statement of Investment Principles, a Governance Compliance Statement, a Communications Policy Statement and a Funding Strategy Statement which all form part of the Pension Fund Annual Report.

The Pension Fund Annual Report is posted on Camden’s Pension Fund section of the Camden website.

Members can also request information directly from the Council. General queries are answered by telephone, with detailed questions regarding individual cases being received by letter, fax or email.

Consultation is carried out with non-local authority employers on all Fund business including the triennial valuation and Funding Strategy Statement. Furthermore, all agendas of the Committee meetings are circulated to admitted bodies, and employer representatives are encouraged to attend.

The Council has brought its website into line with best practice in other authorities in order to assist members of the Fund to get information they require with ease.

ANNEX 4: COMMUNICATIONS POLICY STATEMENT

Introduction

This Communications Policy Statement has been drawn up in compliance with the Local Government Pension Scheme Regulations to ensure that the Camden Pension Fund offers clear communication to stakeholders of the LGPS. Who we communicate with:

- Scheme Members (active, deferred, pensioner)
- Prospective Scheme Members
- Representatives of Scheme Members
- Employing Authorities

The Camden Pension Fund is fully committed to providing all groups with as much information as possible concerning the operation of the Local Government Pension Scheme and the way in which any changes to the Scheme will affect members' benefits.

SCHEME MEMBERS

The methods by which the Fund communicates with scheme members are as follows:

Newsletters

All active, deferred, and pensioner members receive an annual newsletter.

Scheme literature

A range of useful information, forms and links are currently available on the Pensions Shared Service website (<https://pensionssharedservice.org.uk/>) and on the national website: www.lgpsmember.org/

Annual Report

The Fund's Annual Report can be viewed on the Camden website.

Annual Benefit Statements

Annual Benefit Statements are posted to the home addresses of the Fund's active and deferred members in August.

Website

Camden's Pension Investments and Governance section of the Camden website is updated to include new information and currently includes:

- Governance Compliance Statement
- Investment Strategy Statement
- Funding Strategy Statement
- Annual Fund report
- Communications Policy Statement
- Statement of Account

Pay advice slips/P60s

Pay advice slips are sent to pensioner members' home addresses each March, April and May. P60s are also sent out in May. A short communication can be included on the pay advice notice. If a member has a change of more than £1 in their monthly net pension payment, a pay advice slip will be sent to them in that month.

PROSPECTIVE SCHEME MEMBERS

All employees are automatically enrolled into the scheme but can elect to opt out. Information about the Local Government Pension Scheme (LGPS) is sent out with all job offers. Prospective scheme members are directed to additional information available on the national LGPS website www.lgpsmember.org

REPRESENTATIVES OF SCHEME MEMBERS

Scheme members' interests in the Fund are represented by the Pensions Committee which acts in a trustee capacity. The Committee currently comprises eight voting members who are Camden Councillors. The Committee meets at least four times a year with special meetings and workshops arranged as necessary.

Member representatives from the trades unions attend the Committee meetings as non-voting members. Their role is to represent the interests of their respective stakeholder bodies and to communicate with them on pension fund issues. The Camden website has a section on Committees and Governance.

The Pension Board operates independently of the Pension Committee and exists both to assist the Council in securing compliance with LGPS regulations, relevant legislation and requirements imposed by the Pensions Regulator and to secure the effective and efficient governance and administration of the LGPS for the Pension Fund.

EMPLOYING AUTHORITIES

Each employer receives a guide setting out their administrative responsibilities in relation to their employees who are members of the LGPS. Employer information is also available online at <https://pensionssharedservice.org.uk/employers/>

Employers Conference

A conference for employers is held once draft triennial valuation results are published. The conference provides a platform for employers to put questions directly to the actuaries in relation to their own results.

Accessibility

We recognise that individuals may have specific needs in relation to the format of our information or the language in which it is provided. Demand for alternative formats/languages is not high enough to allow us to prepare alternative format/language material automatically. However, we will provide the communication in large print, Braille, or in another language on request.

ANNEX 5 – RISK REGISTER

| | Risk | Current controls | Likelihood | Impact | Risk factor | Action Plan to Improve and/or additional control measures | Likelihood | Impact | Risk factor | Timescale/ Review Frequency | Responsibility |
|-----------|---|--|------------|--------|-------------|--|------------|--------|-------------|-----------------------------|------------------------|
| 1. | FINANCIAL RISKS | | | | | | | | | | |
| | 1. Fund assets fail to deliver returns (in-line with the anticipated returns underpinning valuation of liabilities over the long-term) | <ul style="list-style-type: none"> Only anticipate long-term return on a relatively prudent basis to reduce risk of under-performing Analyse progress at triennial valuations and review Fund's Investment Strategy and Funding Strategy accordingly Regularly benchmark assets to re-valued liabilities The Fund has reviewed a number of key mandates including Diversified Growth Funds (July 2019) and Fixed Income mandates (February 2019) and changed a number of managers which should improve performance The Fund has conducted a full asset liability Investment Strategy review and received this in July 2020 modelling how liabilities and asset classes impact on funding and Value at Risk. | 3 | 4 | 12 | <ul style="list-style-type: none"> Investment Strategy Review post triennial valuation in July 2023 to review asset allocation The recent strength of the funding ratio at 113% at the last valuation (September 2022) has reduced the impact this time. Indications are the funding ratio has strengthened further since the last formal valuation. | 3 | 3 | 9 | Annually/ Quarterly | Pension Committee (PC) |

| Risk | Current controls | Likelihood | Impact | Risk factor | Action Plan to Improve and/or additional control measures | Likelihood | Impact | Risk factor | Timescale/ Review Frequency | Responsibility |
|------|---|------------|--------|-------------|---|------------|--------|-------------|-----------------------------|----------------|
| | <ul style="list-style-type: none"> • Investment Strategy Review July 2020 of equity and non-equity portfolio reducing equity manager risk and equity risk and examining new asset classes that link to inflation • Review of asset allocation with rebalancing plan after IDeA Substitution of funds and Barings redemption – July 2021 • After the substitution of funds on behalf of IDeA and the trimming of Harris by £171m following the July 2021 rebalancing reports equity has now reduced from 65% to 53% significantly reducing risk. • New Baillie Gifford DGF (diversified growth fund) entered in to (£95m) • Entered into inflation plus fund (£95m) • Added to index linked bonds (£57m) | | | | | | | | | |

| Risk | Current controls | Likelihood | Impact | Risk factor | Action Plan to Improve and/or additional control measures | Likelihood | Impact | Risk factor | Timescale/ Review Frequency | Responsibility |
|---|--|------------|--------|-------------|---|------------|--------|-------------|-----------------------------|----------------|
| 3. Inappropriate long-term investment strategy | <ul style="list-style-type: none"> • Fund-specific benchmark, informed by Asset-Liability modelling • Compliance with LGPS regulations including consultation and production of the Investment Strategy Statement • The Investment strategy is reviewed at least every three years by Committee, with more than one potential strategy considered. This was last reviewed in July 2020 and then again in July 2021 following some major events and included a full asset liability modelling study post 2019 valuation. • The addition of the independent investment advisor gives the Fund better market insight and will shape the strategy with greater frequency via performance reports and market intelligence • Review of Fund Benchmarks and Targets (September 2015) • Member training on Liability Driven Investment linking | 3 | 5 | 15 | Investment Strategy Review to take place in July 2023 | 3 | 5 | 15 | Quarterly | PC |

| Risk | Current controls | Likelihood | Impact | Risk factor | Action Plan to Improve and/or additional control measures | Likelihood | Impact | Risk factor | Timescale/ Review Frequency | Responsibility |
|--|---|------------|--------|-------------|---|------------|--------|-------------|-----------------------------|----------------|
| | <p>investment strategy to maturity and liquidity considerations and growth assumptions in the triennial valuation</p> <ul style="list-style-type: none"> Liaison with Fund Actuary to ensure consistency between investment and funding strategies | | | | | | | | | |
| 5. Pay and price inflation risk | <ul style="list-style-type: none"> The focus of the actuarial valuation process is on real returns on assets, net of price and pay increases investment in index-linked bonds has been increased to 4.7% to help mitigate this risk. The July 2021 rebalancing report identified that investment in gilts was only 2.3% and made recommendations to add £57m to this mandate to increase inflation protection. The addition of Infrastructure and the Aviva Long lease property fund (now called the Real Estate Long Income fund) will also help to counteract inflationary pressures (February 2019). | 3 | 4 | 12 | <ul style="list-style-type: none"> Future pay and price inflation assumptions considered as part of 2022 triennial valuation process Impact of RPI reform considered as part of 2022 triennial valuation process Fund Actuary modelling as part of 2022 valuation allowed for high short term CPI when setting appropriate long term contribution rates (especially for the Council). The annual report on Fund cash flows will enable officers and | 3 | 4 | 12 | Quarterly | PC |

| Risk | Current controls | Likelihood | Impact | Risk factor | Action Plan to Improve and/or additional control measures | Likelihood | Impact | Risk factor | Timescale/ Review Frequency | Responsibility |
|------|--|------------|--------|-------------|---|------------|--------|-------------|-----------------------------|----------------|
| | <ul style="list-style-type: none"> Employers pay for their own salary awards and are reminded of the geared effect on pension liabilities of any bias in pensionable pay rises towards longer-serving employees The performance report covers movements in inflation. Recently the inflationary Pension Increase for the LGPS was agreed at 0.5% from April 2021 . The Bank of England expects inflation to remain around 2% in the medium to long term. The cash flow report also shows the impact of inflation on pension payments The July 19 committee considered a report on salary growth and triennial valuation assumptions. An updated analysis on these assumptions will be considered as part of the upcoming 2022 valuation process. Monitor pay rises for all employers Changes to employer rates between valuations could be implemented if necessary | | | | <p>Members to review inflationary pressures and the Fund's ability to manage them</p> <ul style="list-style-type: none"> Pay inflation assumption does not have too significant an impact on actuarial valuations results as it only affects some liabilities not all i.e. it only relates to current active members and only to their service built up prior to 1 April 2014. | | | | | |

| Risk | Current controls | Likelihood | Impact | Risk factor | Action Plan to Improve and/or additional control measures | Likelihood | Impact | Risk factor | Timescale/ Review Frequency | Responsibility |
|--|---|------------|--------|-------------|---|------------|--------|-------------|-----------------------------|----------------|
| | <ul style="list-style-type: none"> Consider hedging strategies and put in place a flight path Impact of past pay rises has been identified for all employer's deficits as part of the triennial valuation and will be identified again as part of the upcoming 2022 triennial valuation process There is a potential impact of RPI reform on future assumed long-term inflation expectations (RPI is expected to align with CPIH from 2030 onwards). This impact will be considered as part of the 2022 triennial valuation process. | | | | | | | | | |
| 2. Unacceptable level of investment risk (in asset allocation, use of financial instruments and leverage) | <ul style="list-style-type: none"> Agree and establish appropriate level of risk in a diversified strategy with the Investment Consultant Ensure full understanding of nature of risk in each asset class The Investment strategy is reviewed at least every three years by Committee (July 2020 and July 2021). The next review is scheduled for July 2023 after the triennial valuation. This review includes consideration of | 3 | 3 | 9 | <ul style="list-style-type: none"> At the 2022 valuation, the Fund Actuary considered the magnitude of potential downside risk from the investment strategy, market movements, future inflation levels etc | 3 | 3 | 9 | Annually | PC |

| Risk | Current controls | Likelihood | Impact | Risk factor | Action Plan to Improve and/or additional control measures | Likelihood | Impact | Risk factor | Timescale/ Review Frequency | Responsibility |
|------|---|------------|--------|-------------|---|------------|--------|-------------|-----------------------------|----------------|
| | <p>'Value at Risk' (VaR) and the factors contributing towards the VaR for a given strategy.</p> <ul style="list-style-type: none"> The Investment strategy is also reconsidered alongside the funding strategy at each actuarial valuation, to measure the risk of different strategies The Independent Advisor completes due diligence on all current investment mandates Officers and the Independent Advisor hold in-depth quarterly investment manager meetings with all managers to review risks, leverage and instruments used and report any concerns to Committee Private equity mandate appointed to and new Infrastructure mandate funded. This has reduced concentration risk Last Member training in June 2022 conducted by the Investment Consultant on nature of investments | | | | | | | | | |

| Risk | Current controls | Likelihood | Impact | Risk factor | Action Plan to Improve and/or additional control measures | Likelihood | Impact | Risk factor | Timescale/ Review Frequency | Responsibility |
|--|--|------------|--------|-------------|--|------------|--------|-------------|-----------------------------|-----------------------|
| 7. Market failure risk (e.g. in the Eurozone) | <ul style="list-style-type: none"> Limit concentration of investment in any one specific market. The 2020 investment strategy review and July 2021 rebalancing reports looked at the allocation to equity and considered options to reduce reliance on these volatile assets Monitor markets constantly, and seek advice of managers, consultants and independent advisor (markets are also perceived as over-valued in the US and there is a threat of Emerging markets being dislocated by tapering in the US and growth concerns) Funding of private equity mandate further reducing concentration on UK passive equity as capital calls dilute exposure over time Diversification of UK passive holding into global passive holding – which occurred February to July with all UK assets transferring to the L&G Future World fund Fund manager controls on risk – e.g. exposure to | 3 | 3 | 9 | <ul style="list-style-type: none"> Implicitly assessed within Fund Actuary's modelling work as part of 2022 valuation | 3 | 2 | 6 | Ongoing | PC / Head of Treasury |

| Risk | Current controls | Likelihood | Impact | Risk factor | Action Plan to Improve and/or additional control measures | Likelihood | Impact | Risk factor | Timescale/ Review Frequency | Responsibility |
|--|---|------------|--------|-------------|---|------------|--------|-------------|-----------------------------|-----------------------|
| | Russian market. Officers and the Independent adviser to maintain a dialogue with Investment managers and assess the impact | | | | | | | | | |
| 6. Investment vehicle is not understood | <ul style="list-style-type: none"> Investment Consultant and Independent Advisor feed into decisions on new asset classes Member training (especially for the newer asset class of private equity and infrastructure) Appropriate due diligence carried out during searches by Investment Consultant and lawyers The Fund has exited its hedge fund exposures Pension Committee receives a quarterly briefing on progression of the London CIV We use Hyman's online training platform for Pension Committee, Local Pension Board Members and Officers to improve pension fund knowledge and skills | 2 | 3 | 6 | | 2 | 3 | 6 | Ongoing | PC / Head of Treasury |

| Risk | Current controls | Likelihood | Impact | Risk factor | Action Plan to Improve and/or additional control measures | Likelihood | Impact | Risk factor | Timescale/ Review Frequency | Responsibility |
|--|--|------------|--------|-------------|--|------------|--------|-------------|--|------------------------------|
| <p>13. Employer contribution rate increases (effect on service delivery including admitted /scheduled bodies)</p> | <ul style="list-style-type: none"> Stability mechanism for Council contribution rate, limiting increases from one year to the next. Based on Fund Actuary's modelling and in place for several valuations now Seek feedback from employers on scope to absorb short-term contribution rises Mitigate impact through measurement of added risk to the Fund of permitting reduced contributions and possible phasing in of contribution rises Consult employers on possibility of paying more (extra administration and higher regular contributions) to enable employer-specific investment strategies to give greater certainty of cost Employer register considered annually by Pension Committee Continued dialogue between officers, actuary and employers to determine risk All employers to be visited in the next triennial valuation cycle | 3 | 2 | 6 | <ul style="list-style-type: none"> 2022 valuation modelling work on the Council contribution rate considered different contribution patterns and tested these to ensure a suitable degree of prudence by Pension Fund Funding Strategy Statement agreed in July 2021 allows for deferred debt agreements, exit credit policy and review of contributions between triennial contributions The departure of IDeA means employer risk is significantly reduced as they had made up a large proportion of the liabilities excluding the Council | 3 | 1 | 3 | <p>Annually by PSC / Ongoing by officers</p> | <p>PC / Head of Treasury</p> |

| Risk | Current controls | Likelihood | Impact | Risk factor | Action Plan to Improve and/or additional control measures | Likelihood | Impact | Risk factor | Timescale/ Review Frequency | Responsibility |
|---|---|------------|--------|-------------|--|------------|--------|-------------|-----------------------------|----------------|
| | <ul style="list-style-type: none"> 2022 triennial valuation approach allows measurement of risks/probabilities associated with different contribution levels per employer. See also item 30 | | | | | | | | | |
| 12. Investment manager under-performance (relative to target) | <ul style="list-style-type: none"> Short term (quarterly) investment monitoring analyses market performance and active managers relative to their index benchmark. The Committee has demonstrated that it can identify poor performance and tackle this with the phased withdrawal from Fidelity and disinvestment from Aberdeen (PSC Sep 14) and more recently the exit from Brevan Howard and Insight. The Committee has also considered the performance of DGF managers and fixed income within the Fund during 2019. Concerns have recently been tracked closely with Harris and CQS and these funds are now performing more in line with | 3 | 2 | 6 | <ul style="list-style-type: none"> The Committee has had Harris' performance under close scrutiny and is actively discussing CIV alternatives with participation in the CIV Seed Investor Group The Fund has rebalanced its overweight position to equity (65% to 50%) which has reduced this risk The Fund has also monitored its absolute return bond manager (Insight) closely and taken a decision to replace them with the CIV's multi asset credit fund. Subsequently both the CIV and the Fund have had the Multi Asset Credit sub fund (CQS) under review and | 3 | 2 | 6 | Quarterly | PC |

| Risk | Current controls | Likelihood | Impact | Risk factor | Action Plan to Improve and/or additional control measures | Likelihood | Impact | Risk factor | Timescale/ Review Frequency | Responsibility |
|------|--|------------|--------|-------------|--|------------|--------|-------------|-----------------------------|----------------|
| | <p>expectations. The Fund is currently tracking the Baillie Gifford Global alpha and Diversified Growth Funds closely due to poor performance.</p> <ul style="list-style-type: none"> • Any changes to investment process, philosophy, portfolio team are reported to Pension Committee • Appointment of Independent Advisor to strengthen scrutiny in this area, and due diligence conducted by her on all managers. • Consideration of equity managers as part of the Investment Strategy review. • Report considered on appropriateness of targets taken in September 2015 • Investment Manager meetings are held regularly, open to Members as well as officers and significant actions are considered at Pension Committee | | | | <p>this culminated in the decision to invest in the Blended product earlier in 2022.</p> | | | | | |

| Risk | Current controls | Likelihood | Impact | Risk factor | Action Plan to Improve and/or additional control measures | Likelihood | Impact | Risk factor | Timescale/ Review Frequency | Responsibility |
|--|---|------------|--------|-------------|--|------------|--------|-------------|-----------------------------|----------------|
| <p>9. Actuarial Risk (miscalculation of liabilities or inappropriate assumptions)</p> | <ul style="list-style-type: none"> The Fund maintains close contact with its actuary Advice is delivered via formal meetings involving elected members, and recorded properly Advice is subject to professional requirements such as peer review Technical Actuarial Standards in place, which in effect impose best practice requirements on actuarial advice The Fund now has two experienced actuaries with Camden-specific knowledge (Douglas Green and Barry Dodds) advising its officers and Committee Pension Committee receives reports on the review of two key assumptions in the Triennial Valuation on Salary growth and investment return expectations (July 2019). A more comprehensive approach will be used as part of the upcoming 2022 triennial valuation. Fund actuary is accredited under the Institute and | 1 | 5 | 5 | <ul style="list-style-type: none"> The committee has reviewed the funding position in detail as part of the 2022 triennial valuation NB this will vary materially from one employer to the next Assumptions made about the future (financial and demographic) were reassessed as part of the upcoming 2022 triennial valuation | 1 | 5 | 5 | Ongoing | PC / Officers |

| Risk | Current controls | Likelihood | Impact | Risk factor | Action Plan to Improve and/or additional control measures | Likelihood | Impact | Risk factor | Timescale/ Review Frequency | Responsibility |
|--|---|------------|--------|-------------|---|------------|--------|-------------|-----------------------------|----------------|
| | Faculty of Actuaries (IFoA) Quality Assurance Scheme, which requires external assessment and annual submissions to lfoA | | | | | | | | | |
| 51. Sub-funds of London CIV fail to perform | <ul style="list-style-type: none"> The London CIV is well resourced and has skilled and experienced staff who can exercise appropriate due diligence | 2 | 2 | 4 | <ul style="list-style-type: none"> The CIV has evolved into a more stable pool with appointment of key officers filled The CIV has worked through a live case study with a manager who was under review (CQS) and | 2 | 2 | 4 | | |

| Risk | Current controls | Likelihood | Impact | Risk factor | Action Plan to Improve and/or additional control measures | Likelihood | Impact | Risk factor | Timescale/ Review Frequency | Responsibility |
|---|--|------------|--------|-------------|--|------------|--------|-------------|-----------------------------|-----------------------|
| | <ul style="list-style-type: none"> Pension Committee reviews investments with the CIV and progress at the CIV quarterly As the Fund moves more into CIV sub-funds this will become a bigger issue. The Fund should ensure that there is appropriate monitoring rigour at the CIV The CIV have three funds under enhanced monitoring and two of these are used by this Fund (BG Global Alpha equity and their Diversified Growth Fund) | | | | <p>demonstrated how they can work towards a blended offer with a complimentary manager</p> <ul style="list-style-type: none"> the CIV now holds quarterly meetings with independent advisers to provide an update on any performance issues in the underlying sub funds | | | | | |
| 10. Geographical/ Currency risk in investments | <ul style="list-style-type: none"> Limit concentration of investment in any one specific market through manager agreements Regular review of compliance with manager agreements Monitor markets constantly, and seek advice of managers, consultants and independent advisor The Fund considered the use of a strategic currency hedge to limit risk, agreeing to delegate to individual managers (March 15) | 2 | 2 | 4 | | 2 | 2 | 4 | Ongoing | PC / Head of Treasury |

| Risk | Current controls | Likelihood | Impact | Risk factor | Action Plan to Improve and/or additional control measures | Likelihood | Impact | Risk factor | Timescale/ Review Frequency | Responsibility |
|--|---|------------|--------|-------------|--|------------|--------|-------------|-----------------------------|----------------|
| | <ul style="list-style-type: none"> Diversification of UK passive holding into Global passive holding (Sept and Nov 15) | | | | | | | | | |
| 15. Excessive fees paid to investment managers | <ul style="list-style-type: none"> Manager fees keenly negotiated at time of appointment to achieve best result for the Fund All Fund fees and expenses are reviewed regularly by officers Participation in London CIV to achieve economies of scale and ensure optimal fee structures. The CIV have recently introduced Assessment of Value methodology Regularly benchmark fees (CEM) The Fund has exited Hedge Fund investments which have higher fees. It has also recently invested in CQS, a fixed income manager, in the CIV with lower fee structures. | 2 | 2 | 4 | <ul style="list-style-type: none"> Ensure Fund Managers sign up to the Scheme Advisory Board's Code of Transparency. Baillie Gifford have already done so. Move to passive mandates where outperformance on active portfolio does not justify higher fees charged. | 2 | 2 | 4 | Ongoing | PC / Officers |

| Risk | Current controls | Likelihood | Impact | Risk factor | Action Plan to Improve and/or additional control measures | Likelihood | Impact | Risk factor | Timescale/ Review Frequency | Responsibility |
|---|---|------------|--------|-------------|---|------------|--------|-------------|-----------------------------|----------------------|
| 16. Asset manager or bank failure | <ul style="list-style-type: none"> Detailed due diligence is carried out when new manager or custodian is appointed (financially and legally) In future this due diligence will be the responsibility of the London CIV with a wider resource base Financial stability of managers and custodian monitored by officers and Independent Advisor Investment Consultant has coverage of all investment managers Assets under management with all managers are monitored as dramatic falls are likely to place pressure on manager business models (PC Mar 16) | 1 | 4 | 4 | | 1 | 4 | 4 | Ongoing | Officers |
| 53. Fossil Fuel linked investments suffer losses due to stranded assets and reputational damage. | <ul style="list-style-type: none"> Equity managers review ESG issues as part of investment decision, and report issues and company engagement as part of quarterly reports The Government's legislation to reduce carbon to net zero emissions has increased the pace of change | 3 | 2 | 6 | <ul style="list-style-type: none"> The 2022 actuarial valuation assessment included analysis of the potential impact on Fund's assets and liabilities in different climate change scenarios Committee and officers to be aware of 'greenwashing' which is | 3 | 2 | 6 | Ongoing | PC/ Head of Treasury |

| Risk | Current controls | Likelihood | Impact | Risk factor | Action Plan to Improve and/or additional control measures | Likelihood | Impact | Risk factor | Timescale/ Review Frequency | Responsibility |
|------|---|------------|--------|-------------|---|------------|--------|-------------|-----------------------------|----------------|
| | <ul style="list-style-type: none"> The Fund has reduced its proportion of the Fund invested in fossil fuels over 7 years from 7.2% of the Fund in 2012 to 2.3% (March 2023). Membership of LAPFF and appointment of corporate governance advisor providing research on companies invested ESG seminar for Members of the Committee (May 19) participation with LAPFF to engage with fossil fuel companies and boards and continue work in this area including 'aiming for A', strategic resilience resolutions, and managed decline of fossil fuel extraction continued engagement with Fund managers to ensure climate change and stranded asset issues are acknowledged and dealt with by boards. Continued use of Voting policy to support strategic resilience resolutions (with LAPFF voting alerts) and | | | | <p>becoming more and more commonplace and seeks to use disinformation by Investment managers in order to present an environmentally responsible public image.</p> | | | | | |

| Risk | Current controls | Likelihood | Impact | Risk factor | Action Plan to Improve and/or additional control measures | Likelihood | Impact | Risk factor | Timescale/ Review Frequency | Responsibility |
|------|--|------------|--------|-------------|---|------------|--------|-------------|-----------------------------|----------------|
| | <p>appropriate measures with respect to climate change</p> <ul style="list-style-type: none"> • The Fund conducts a carbon footprint to better understand its exposure to fossil fuels and will look to enhance this in future. • The Fund has developed an Investor Belief Statement in November 2019 • The Fund takes climate change seriously and uses all available opportunities to enhance its policy and practice in this area. Last year the Chair and Head of Treasury and Financial Services attended an industry wide roundtable with the DWP Minister to discuss progress. • The Fund monitors progress of companies within the portfolio to the • Task Force on Climate-related Financial Disclosures (TCFD) • The Fund has invested in an infrastructure manager with a minimum of 25% renewable energy investments (this was increased from 20% after | | | | | | | | | |

| Risk | Current controls | Likelihood | Impact | Risk factor | Action Plan to Improve and/or additional control measures | Likelihood | Impact | Risk factor | Timescale/ Review Frequency | Responsibility |
|--|--|------------|--------|-------------|--|------------|--------|-------------|-----------------------------|----------------|
| | <p>discussions with London Pension Funds)</p> <ul style="list-style-type: none"> The Fund commissioned and received a report on climate change modelling from its actuary, in November 2019. An update to this modelling will be provided as part of the upcoming 2022 triennial valuation Investment in Legal and General Future World Fund which has a lower carbon footprint Agreement to move funds in the Baillie Gifford Fund to a variant which is Paris aligned and has a 43% lower carbon intensity than the current fund. The vice chair of this Committee is now on the LAPFF executive | | | | | | | | | |
| 8. Forced selling of assets in falling market due to cash flow requirements | <ul style="list-style-type: none"> Monitoring of cash flows and Fund maturity, and taking appropriate strategic action (as above) Dividends can be used to fund benefit payments. Additionally redeemable structures with most managers mean assets can | 1 | 3 | 3 | <ul style="list-style-type: none"> Reviewed Fund's requirements in view of requirement to sell £190m to fund the IDeA substitution of Funds in the July 2021 committee. This was part of an exercise to consider a rebalancing of Fund assets at the same time. | 1 | 2 | 2 | Ongoing | PC / Officers |

| Risk | Current controls | Likelihood | Impact | Risk factor | Action Plan to Improve and/or additional control measures | Likelihood | Impact | Risk factor | Timescale/ Review Frequency | Responsibility |
|--|---|------------|--------|-------------|---|------------|--------|-------------|-----------------------------|---------------------|
| | <p>be sold or units redeemed to fund benefits.</p> <ul style="list-style-type: none"> July 2020 Investment Strategy review used an Asset Liability modelling approach which will ensure assets are appropriate for liabilities (and hence cash flow) | | | | | | | | | |
| <p>17. Investment manager style drift</p> | <ul style="list-style-type: none"> Managers are monitored closely by officers and advisors, with quarterly investment reports and regular review meetings held and minuted Reasoning behind any proposed changes to investment approach are explained by the investment manager Committee has Investment Manager summaries which set out mandate key principles and provide triggers for review Minutes from recent Investment Manager meetings considered at next Pension Committee meeting The Fund has demonstrated how it reviews managers periodically removing | 3 | 1 | 3 | | 3 | 1 | 3 | Ongoing | Officers / Advisers |

| Risk | Current controls | Likelihood | Impact | Risk factor | Action Plan to Improve and/or additional control measures | Likelihood | Impact | Risk factor | Timescale/ Review Frequency | Responsibility |
|----------------|--|------------|--------|-------------|--|------------|--------|-------------|-----------------------------|-----------------------|
| | Aberdeen's mandate. The Fund has now also terminated Insight's bond mandate. | | | | | | | | | |
| 18. Fraud risk | <ul style="list-style-type: none"> All investment managers required to submit audits on internal controls and summarised as part of the annual report to members Detailed due diligence is carried out when new managers are appointed (financially and legally) Audit of the fund is carried out by competent auditors Internal audit is carried out by competent auditors to review benefit fraud and operational risks Custodian has strong internal controls including reconciliation of asset values and performance Managers able to give complete look through into underlying assets | 1 | 3 | 3 | <ul style="list-style-type: none"> Explore cyber-security risks with fund managers and the Pension Shared Service to ensure good safekeeping employer and systems are robust and protected from hacking especially those with a more quantitative nature. | 2 | 3 | 6 | Ongoing | PC / Head of Treasury |

| Risk | Current controls | Likelihood | Impact | Risk factor | Action Plan to Improve and/or additional control measures | Likelihood | Impact | Risk factor | Timescale/ Review Frequency | Responsibility |
|--|--|------------|--------|-------------|---|------------|--------|-------------|-----------------------------|-----------------------|
| | <ul style="list-style-type: none"> Assets held in segregated accounts where possible Investment Consultant has coverage of all investment managers | | | | | | | | | |
| 19. Custodian Risk - creditworthiness, ability to settle trades, provide secure safekeeping and accurate and timely reporting | <ul style="list-style-type: none"> Service Level Agreement in contract Review of custodian Key Performance Indicators Regular officer meetings with custodian Future report to Pension Committee by custodian Future consideration of CIV Depository and role | 1 | 3 | 3 | <ul style="list-style-type: none"> Assets managed directly by our custodian have reduced over the years (only with Harris and CBRE) with most other funds being pooled funds | 1 | 3 | 3 | Ongoing | Officers |
| 14. Investment counterparty risk (related to stock lending and use of derivatives) | <ul style="list-style-type: none"> Practice of stock lending and use of derivatives monitored by officers and Independent Advisor Investment Consultant has coverage of all investment managers Regular review of managers' due diligence processes at officer meetings | 1 | 2 | 2 | | 1 | 2 | 2 | Ongoing | PC / Officers |
| 11. Illiquidity of assets - benefits cannot be paid and strategy changes become difficult | <ul style="list-style-type: none"> Periodic review of Fund assets with Investment Consultant, and officer due diligence on markets reviewed as part of the | 1 | 2 | 2 | <ul style="list-style-type: none"> Cashflow maturity of whole Fund to be reassessed by the Fund Actuary, in light of the 2022 actuarial valuation results | 1 | 2 | 2 | Ongoing | PC / Head of Treasury |

| Risk | Current controls | Likelihood | Impact | Risk factor | Action Plan to Improve and/or additional control measures | Likelihood | Impact | Risk factor | Timescale/ Review Frequency | Responsibility |
|---|---|------------|--------|-------------|---|------------|--------|-------------|-----------------------------|----------------|
| | <p>Investment Strategy review (July 2020)</p> <ul style="list-style-type: none"> • Maturity of Fund kept under review by Committee. (PC – March 2020). These considerations were also part of the Investment Strategy review in July 2020. | | | | | | | | | |
| 20. Environmental, Social & Governance issues not addressed (and leading to loss on investments) | <ul style="list-style-type: none"> • Equity managers review ESG issues as part of investment decision, and report issues and company engagement as part of quarterly reports • Membership of LAPFF and appointment of corporate governance advisor providing research on companies invested • Our Investment Consultant understands the importance of Responsible Investment in order to support Pension Committee in this work. This has been further embedded in the subsequent Investment Strategy Reviews (July 2020, 2021 and 2023) • SRI conference arranged for Members of the Committee | 1 | 2 | 2 | | 1 | 2 | 2 | Ongoing | PC / Officers |

| Risk | Current controls | Likelihood | Impact | Risk factor | Action Plan to Improve and/or additional control measures | Likelihood | Impact | Risk factor | Timescale/ Review Frequency | Responsibility |
|---|---|------------|--------|-------------|---|------------|--------|-------------|-----------------------------|----------------|
| | <p>(Dec 15) and ESG seminar (May 19)</p> <ul style="list-style-type: none"> Investor Belief Statement agreed (November 2019) and revisited in October 2022 Officers, committee members and independent adviser proactively challenge managers on ESG issues at the quarterly fund manager meetings. Signatories of the Stewardship Code | | | | | | | | | |
| 2. DEMOGRAPHIC RISKS | | | | | | | | | | |
| 21. Deteriorating active membership (due to employer savings programmes) | <ul style="list-style-type: none"> Monitoring scheme membership, and the effect on cash flows and Fund maturity, and taking appropriate strategic action. Administration reports received annually by Committee (July 2020) Impact identified by Hymans Robertson modelling as part of triennial 2019 valuation Past service adjustments (secondary contributions) paid as | 2 | 3 | 6 | <ul style="list-style-type: none"> Further scenario testing through modelling of staff data Impact identified by Hymans Robertson modelling as part of upcoming triennial valuation in 2022 Impact measure reduced from 4 to 3 on actuary's advice: from a funding perspective, combination of accrued assets plus setting of Primary rates at 2022 valuation mean that any reductions in active | 2 | 3 | 6 | Quarterly | PC / Officers |

| Risk | Current controls | Likelihood | Impact | Risk factor | Action Plan to Improve and/or additional control measures | Likelihood | Impact | Risk factor | Timescale/ Review Frequency | Responsibility |
|--|--|------------|--------|-------------|--|------------|--------|-------------|-----------------------------|----------------|
| | cash amounts instead of a percentage on employer rate (which would decline with declining membership) | | | | membership would only have a gradual effect and would be picked up at future actuarial valuations | | | | | |
| 23. Longevity risk (pensioners living longer) | <ul style="list-style-type: none"> The Fund actuary sets base mortality based on research carried out by Club Vita. The longevity assumptions are a bespoke set of 'VitaCurves' specifically tailored to fit the membership profile of the Fund and this has been reported as part of the triennial valuation (March 2020) Fund actuary sets mortality assumptions with some allowance for future increases in life expectancy Fund actuary monitors combined experience of around 50 LGPS funds to look for early warnings of lower pension amounts ceasing than assumed in funding 2019 valuation included assessment of the impact of | 2 | 5 | 10 | <ul style="list-style-type: none"> Continue dialogue with employers Pension Committee to receive a report on mortality triennially Training for members by Club Vita (July 2020) on longevity issues Fund actuary used latest Club Vita analysis during 2022 triennial valuation to determine appropriate longevity assumptions, including allowance for any emerging data on the long-term health impact of Covid-19 Headline proposals included as part of actuarial valuation assumptions paper, re allowance for Covid-19 etc | 2 | 5 | 10 | Triennial | PC |

| Risk | Current controls | Likelihood | Impact | Risk factor | Action Plan to Improve and/or additional control measures | Likelihood | Impact | Risk factor | Timescale/ Review Frequency | Responsibility |
|---|--|------------|--------|-------------|---|------------|--------|-------------|-----------------------------|----------------|
| | <p>mortality experience since 2016 amongst the Fund's membership</p> <ul style="list-style-type: none"> Administering Authority encourages any employers concerned at costs to promote later retirement culture. Each 1 year rise in the average age at retirement would save roughly 5% of pension costs | | | | | | | | | |
| 24. Substantial early retirements | <ul style="list-style-type: none"> Employers are charged the extra capital cost (strain cost) of non-ill-health retirements following each individual decision. The cash flow report shows that Strain costs have reduced over recent years. Strain cost factors were revisited following the 2019 valuation to ensure appropriate | 3 | 1 | 3 | <ul style="list-style-type: none"> Strain cost factors to be revisited after each triennial valuation | 3 | 1 | 3 | Annually | PC |
| 22. Substantial ill-health retirements | <ul style="list-style-type: none"> Monitoring of each employer's ill-health experience on an ongoing basis. The employer may be charged additional contributions if this exceeds the ill-health assumptions built-in. | 1 | 2 | 2 | <ul style="list-style-type: none"> The employer register will monitor this data and variances can be discussed with employers Individual employers can take out ill-health insurance to cover for strain costs. | 1 | 2 | 2 | Annually | PC |

| Risk | Current controls | Likelihood | Impact | Risk factor | Action Plan to Improve and/or additional control measures | Likelihood | Impact | Risk factor | Timescale/ Review Frequency | Responsibility |
|--|--|------------|--------|-------------|--|------------|--------|-------------|-----------------------------|----------------|
| | <ul style="list-style-type: none"> Employers informed of ill health insurance option at Employer Forums | | | | | | | | | |
| 3. REGULATORY RISKS | | | | | | | | | | |
| 26. Changes to regulations and legislation , (e.g. more favourable benefits package, potential new entrants to scheme, part-time employees) | <ul style="list-style-type: none"> Changes due imminently as a result of the McCloud and Goodwin cases: LGPS benefits to be improved (and backdated to 2014), with associated administrative and funding issues | 2 | 5 | 10 | <ul style="list-style-type: none"> An allowance for the impact of the McCloud case will be made at the 2022 triennial valuation. The impact of the Goodwin case is expected to be minimal. This was also allowed for by the Fund Actuary at the 2022 triennial valuation. | 2 | 5 | 10 | Ongoing | PC |

| Risk | Current controls | Likelihood | Impact | Risk factor | Action Plan to Improve and/or additional control measures | Likelihood | Impact | Risk factor | Timescale/ Review Frequency | Responsibility |
|---|--|------------|--------|-------------|---|------------|--------|-------------|-----------------------------|-----------------------|
| 25. National pension scheme changes (e.g. benefits, regulation from The Pensions Regulator, and/or HM Revenue & Customs rules) | <ul style="list-style-type: none"> The Fund is alert to the potential creation of additional liabilities and administrative difficulties for employers and itself Any changes to the regulations, scheme design and benefits package should be reported to Pension Committee Scheme changes and benefits are communicated to members Opt outs are monitored as part of the Cash Flow & Administration report The result of the most recent reforms (2014 scheme) are built into each triennial valuation <p>Published new Investment Strategy Statement from 1 April and new regulation issued</p> <p>New 2018 and 2020 regulations permit exiting employers to recover surpluses built up with the fund (previously known as trapped surpluses) and the Fund now has an Exit credit policy (July 2021)</p> | 3 | 2 | 6 | <ul style="list-style-type: none"> The most recent national Cost Management results are not yet available and are undergoing legal challenge at the time of writing. The Fund will analyse these when available. | 3 | 2 | 6 | Ongoing | PC / Pensions Manager |

4. GOVERNANCE RISKS

| Risk | Current controls | Likelihood | Impact | Risk factor | Action Plan to Improve and/or additional control measures | Likelihood | Impact | Risk factor | Timescale/ Review Frequency | Responsibility |
|--|--|------------|--------|-------------|--|------------|--------|-------------|-----------------------------|-----------------|
| 50. Pool implementation – strategy deferral | <ul style="list-style-type: none"> Delay in implementing strategy due to inception of pools, on-boarding asset classes and availability of sub-funds. This Fund has demonstrated that this is not an obstacle with the award of the Private Equity mandate and removal of Aberdeen. We also conducted an Investment Strategy Review in 2021. Continued advice from Investment Consultant and Independent investment advisor continued Membership (through the Sectoral Joint Committee), Shareholders' Committee (our Chair also chairs this forum) and officer engagement with London CIV to ensure they adhere to implementation schedule Investment strategy review in 2020 | 3 | 4 | 12 | <ul style="list-style-type: none"> The CIV are looking at how they might offer a property fund but legacy assets may not be transferable. | 2 | 4 | 8 | Quarterly | Chair/ Officers |

| Risk | Current controls | Likelihood | Impact | Risk factor | Action Plan to Improve and/or additional control measures | Likelihood | Impact | Risk factor | Timescale/ Review Frequency | Responsibility |
|--|---|------------|--------|-------------|--|------------|--------|-------------|-----------------------------|----------------|
| 27. Forced merger of LGPS funds | <ul style="list-style-type: none"> Participation in DLUHC consultations On-going debate with advice from Pensions experts on a national basis | 2 | 5 | 10 | <ul style="list-style-type: none"> Ensure that Camden participate in any future consultation and raise concerns to the appropriate authority All 8 pools have been approved and officers nationwide are working towards inception Phase III of the Good Governance project will see the SAB consider how statutory guidance can be used to put the LGPS governance framework in place, and what KPIs can be used to measure governance effectiveness. The Fund continues to allocate to CIV funds where the investment objective can be met – i.e. the CIV inflation plus fund - £95m and the Baillie Gifford DGF £95m also. | 2 | 5 | 10 | TBC | PC / Officers |
| 34. Maintaining adequate level of experience at officer level | <ul style="list-style-type: none"> Continued staff appraisal and development plan Effective personnel management and succession planning | 2 | 4 | 8 | <ul style="list-style-type: none"> Ensure officers continue to undergo relevant training utilise membership of the Hymans LGPS Online Learning Academy | 2 | 4 | 8 | Ongoing | Officers |

| Risk | Current controls | Likelihood | Impact | Risk factor | Action Plan to Improve and/or additional control measures | Likelihood | Impact | Risk factor | Timescale/ Review Frequency | Responsibility |
|--|--|------------|--------|-------------|---|------------|--------|-------------|-----------------------------|----------------|
| | <ul style="list-style-type: none"> Independent investment advisor has run training sessions for staff new to the Pension Fund area | | | | | | | | | |
| 52. Risk of high transition costs of assets in pool | <ul style="list-style-type: none"> Discussion about Transition management with the London CIV | 3 | 2 | 6 | <ul style="list-style-type: none"> For the Multi Asset Credit mandate these transition costs were mitigated by having a phased investment profile. | 3 | 2 | 6 | | |
| 38. Undetected structural changes in an employer's membership (e.g. large fall in employee members, large number of retirements). | <ul style="list-style-type: none"> The Actuary may be instructed to consider revising the Rates and Adjustments certificate to increase an employer's contributions (under Regulation 78) between triennial valuations Deficit contributions are expressed as monetary amounts | 3 | 2 | 6 | <ul style="list-style-type: none"> Considered by Actuary at triennial valuation and also as a result of officer liaison with employers | 3 | 2 | 6 | Ongoing | Officers |

| Risk | Current controls | Likelihood | Impact | Risk factor | Action Plan to Improve and/or additional control measures | Likelihood | Impact | Risk factor | Timescale/ Review Frequency | Responsibility |
|--|--|------------|--------|-------------|--|------------|--------|-------------|-----------------------------|-----------------------|
| 28. Knowledge and Understanding deficiency (Members and officers) | <ul style="list-style-type: none"> Ensure training opportunities are shared, attended and reported on (part of the quarterly Business Plan) introductory training for all new members to PC to attend – delivered in June 2022 post municipal elections Set up semi-annual member training for all Pension Committee Ensure officers go on relevant training Make sure independent is involved in training requirements | 2 | 3 | 6 | <ul style="list-style-type: none"> Complete CIPFA Knowledge & Skills framework for Members and officers, to assess any knowledge gaps Under MiFID II Investment managers could take away our opted up status if new members are not adequately trained. A structured programme of training has been put in place for new members and the semi-annual training for members will continue. Introduction of Hymans Robertson LGPS Online Learning Academy facility | 2 | 3 | 6 | Ongoing | PC / Head of Treasury |
| 30. Employer risk (bankruptcy) | <ul style="list-style-type: none"> Seeking a funding guarantee from another scheme employer, or external body, where ever possible Work done as part of the 2019 valuation results in alerting the prospective employer to its obligations and encouraging it to take independent actuarial advice Vetting prospective employers before admission | 3 | 2 | 6 | <ul style="list-style-type: none"> Additional forward looking measures put in place in employer register received each November Seek potential security from employers where restrictions on contribution affordability and/or higher perceived business risk (see also item 13) | 3 | 1 | 3 | Annually | PC |

| Risk | Current controls | Likelihood | Impact | Risk factor | Action Plan to Improve and/or additional control measures | Likelihood | Impact | Risk factor | Timescale/ Review Frequency | Responsibility |
|---|---|------------|--------|-------------|---|------------|--------|-------------|-----------------------------|----------------|
| | <ul style="list-style-type: none"> requiring a bond to protect the scheme from the extra cost of early retirements on redundancy if the employer fails regular bond reviews Annual review of the employer register (March 2020) Dialogue with (potential) employers during the tender process and subsequently to ensure risks are understood and managed, such as at Employers Forum and meetings with employers to ensure they understand their obligations , liabilities and funding position Engage with employers during the triennial valuation (Employer Forum run in October 2019) | | | | <ul style="list-style-type: none"> Make use of deferred debt agreements agreed as part of the revised Funding Strategy Statement and Exit Credit Policy (July 2021) monitor employer contribution receipts on a more detailed monthly basis to help flag such cases | | | | | |
| 32. Actuarial or investment advice is not sought, or is not heeded, or proves to be deficient in some way | <ul style="list-style-type: none"> The Administering Authority maintains close contact with its advisers and takes decisions in public – Part II agenda items are kept to an absolute minimum Advice is delivered via formal meetings involving elected members, and recorded properly | 1 | 5 | 5 | | 1 | 5 | 5 | Ongoing | PC / Officers |

| Risk | Current controls | Likelihood | Impact | Risk factor | Action Plan to Improve and/or additional control measures | Likelihood | Impact | Risk factor | Timescale/ Review Frequency | Responsibility |
|--|--|------------|--------|-------------|--|------------|--------|-------------|-----------------------------|----------------|
| | <ul style="list-style-type: none"> Advice is subject to professional requirements such as peer review Members and officers with suitable skills, knowledge and understanding to discharge their roles | | | | | | | | | |
| 29. Forced disinvestment (from active managers and Fund of Fund vehicles) | <ul style="list-style-type: none"> DLUHC is not currently considering this possibility On-going debate with advice from Pensions experts on a national basis. | 2 | 2 | 4 | <ul style="list-style-type: none"> Participate in consultations and raise concerns to the appropriate authority | 2 | 2 | 4 | TBC | PC / Officers |
| 31. Reputational risk from unaddressed ESG (Environmental, Social & Governance) issues | <ul style="list-style-type: none"> Membership of LAPFF providing active corporate engagement and championing of ESG issues Corporate Governance advisor, PIRC, provides company research and ensures Camden voting policy executed on shareholdings is best in class Members and officers aware of fiduciary responsibilities, acting in the long-term interest of the Fund and taxpayers | 2 | 2 | 4 | <ul style="list-style-type: none"> engage with Divest Camden and other interested parties on the transition to the low carbon economy The independent advisor led training on the spectrum of capital in preparation for an item at Committee on agreeing an Investor belief statement (November 2019) | 2 | 2 | 4 | Ongoing | PC / Officers |

| Risk | Current controls | Likelihood | Impact | Risk factor | Action Plan to Improve and/or additional control measures | Likelihood | Impact | Risk factor | Timescale/ Review Frequency | Responsibility |
|--|---|------------|--------|-------------|---|------------|--------|-------------|-----------------------------|-----------------------|
| | <ul style="list-style-type: none"> become a signatory to the Stewardship code – awarded tier one status | | | | | | | | | |
| 33. Employer cessation not identified (due to closing to new entrants) | <ul style="list-style-type: none"> Employer Register is maintained and reviewed annually by Committee (each November) | 2 | 2 | 4 | <ul style="list-style-type: none"> Continued dialogue with employers to ensure risks are understood and managed especially in 2022 as part of the valuation and individual employer results monitor employer contribution receipts on a more detailed monthly basis to help flag such cases | 2 | 2 | 4 | Ongoing | PC / Pensions Manager |
| 35. Legislative risk - failure to comply with legislation, statutory regulation and formal guidance | <ul style="list-style-type: none"> Officers seek guidance and advice from independent sources as appropriate Advisers proactively raise issues and keep Officers aware of relevant issues Officers receive regular training and attend appropriate LGPS events | 1 | 4 | 4 | | 1 | 4 | 4 | Ongoing | Officers |
| 36. Conflict of interests (elected members, officers and advisers) | <ul style="list-style-type: none"> Officers/ Committee seeks guidance and advice from independent sources as appropriate Officers and members receive regular training and attend LGPS events, at which conflict issues will be raised as appropriate | 1 | 3 | 3 | <ul style="list-style-type: none"> The Pensions Regulator's role in the LGPS include governance and conflict issues, and guidance and training will be forthcoming on these topics Requirements and/or best practice may change as a | 1 | 3 | 3 | Ongoing | PC / Officers |

| Risk | Current controls | Likelihood | Impact | Risk factor | Action Plan to Improve and/or additional control measures | Likelihood | Impact | Risk factor | Timescale/ Review Frequency | Responsibility |
|---|--|------------|--------|-------------|---|------------|--------|-------------|-----------------------------|----------------|
| | <ul style="list-style-type: none"> Members are required to declare conflicts of interest at the start of meetings and at the point in a meeting when a conflict arises Pension Board have their own conflicts of interest policy Conflicts management plan in place with Hymans | | | | result of the Good Governance initiative in the LGPS | | | | | |
| 37. Mandate burden - number of investment mandates inhibits Committee in its governance of investments | <ul style="list-style-type: none"> Performance and relevant information of investment mandates reported to Committee as part of quarterly Performance Report Committee provides clear delegation to Executive Director Corporate Services as and when required Officers and Members meet regularly with investment managers outside of Committee time and feed back minutes of meetings Independent investment advisor conducts separate monitoring meetings with managers as appropriate Investment managers to be brought to Committee or London CIV (where their sub-fund is used) for | 2 | 1 | 2 | | 2 | 1 | 2 | Ongoing | PC / Officers |

| Risk | Current controls | Likelihood | Impact | Risk factor | Action Plan to Improve and/or additional control measures | Likelihood | Impact | Risk factor | Timescale/ Review Frequency | Responsibility |
|---|--|------------|--------|-------------|---|------------|--------|-------------|-----------------------------|----------------|
| | targeted discussion where appropriate | | | | | | | | | |
| 39. Termination valuation not undertaken – missed opportunity to call in a debt. | <ul style="list-style-type: none"> Admission Bodies are required to notify the Administering authority of termination and it requires employers with Best Value contractors to inform it of forthcoming changes. | 2 | 1 | 2 | <ul style="list-style-type: none"> Regulations permit retrospective cessation valuation monitor employer contribution receipts on a more detailed monthly basis to help flag such cases | 2 | 1 | 2 | Ongoing | Officers |
| 40. Lack of delegation arrangements | <ul style="list-style-type: none"> Detailed scheme of delegation adopted for Council officers, and reviewed annually Decisions to delegate specific activities from Committee to Executive Director Corporate Services agreed and documented at Committee meetings | 1 | 2 | 2 | | 1 | 2 | 2 | Ongoing / As Necessary | Officers / PC |

5. ADMINISTRATION RISKS

| Risk | Current controls | Likelihood | Impact | Risk factor | Action Plan to Improve and/or additional control measures | Likelihood | Impact | Risk factor | Timescale/ Review Frequency | Responsibility |
|---|--|------------|--------|-------------|---|------------|--------|-------------|-----------------------------|------------------|
| 44. Adequate level of administration officer knowledge and skills (Pension shared service) | <ul style="list-style-type: none"> Effective personnel management and succession planning Induction and knowledge sharing on local issues and requirements for new officers | 2 | 3 | 6 | <ul style="list-style-type: none"> Ensure audit takes place post current restructure Ensure the Hymans LGPS online learning academy is used | 2 | 3 | 6 | Ongoing | Pensions Manager |
| 42. Changes to scheme members (starters, leavers, retirements etc.) are not processed properly | <ul style="list-style-type: none"> Scheme regulations are followed Pensions team are well trained Induction of new pensions administrators | 2 | 2 | 4 | <ul style="list-style-type: none"> Actuary reviews changes in membership as part of each triennial funding valuation and will flag any issues monitor employer contribution receipts & benefit payments on a more detailed monthly basis to help flag such cases | 2 | 2 | 4 | Ongoing | Pensions Manager |
| 46. Data and records are not accurate or accessible during lockdown | <ul style="list-style-type: none"> Records have correct supporting documentation Input and output checks are performed Data matching exercises identify discrepancies (National Fraud Initiative) Reliance provided by internal audit The shared service have been fully operational during the COVID 19 pandemic and available to members and employers. | 2 | 2 | 4 | <ul style="list-style-type: none"> Reconciliations are performed between payroll and pensions systems Data quality is of the highest order at the Pension Shared Service to ensure valuation results are as accurate as possible. Actuary reviews and reports as part of formal valuation Additional scrutiny from Government Actuary's | 2 | 2 | 4 | Ongoing | Pensions Manager |

| Risk | Current controls | Likelihood | Impact | Risk factor | Action Plan to Improve and/or additional control measures | Likelihood | Impact | Risk factor | Timescale/ Review Frequency | Responsibility |
|--|--|------------|--------|-------------|--|------------|--------|-------------|-----------------------------|------------------|
| | | | | | Department , DLUHC, Scheme Advisory Board, and the Pension Regulator | | | | | |
| 47. Employer Contributions not received or recorded properly | <ul style="list-style-type: none"> Pensions team dedicates appropriate time and resource to managing contributions Reconciliations are carried out monthly | 2 | 2 | 4 | Monitor employer contribution receipts on a more detailed monthly basis to help avoid such cases | 2 | 2 | 4 | Monthly | Pensions Manager |
| 41. Added complexity of scheme benefits (following introduction of LGPS 2014 impacting officer time and risk of miscalculation) | <ul style="list-style-type: none"> Scheme regulations are followed Pensions team are well trained | 1 | 3 | 3 | <ul style="list-style-type: none"> Audit to be carried out to review compliance with new regulations Impending McCloud retrospective changes will make administration of the benefits more complex | 1 | 3 | 3 | Ongoing | Pensions Manager |

| Risk | Current controls | Likelihood | Impact | Risk factor | Action Plan to Improve and/or additional control measures | Likelihood | Impact | Risk factor | Timescale/ Review Frequency | Responsibility |
|---|---|------------|--------|-------------|--|------------|--------|-------------|-----------------------------|------------------|
| 45. Systems are not secure and well maintained | <ul style="list-style-type: none"> Internal audit of system setup and security Systems administrator well trained Data is backed up daily System is protected from viruses and hacking System is up to date and latest features of the software are used Council clients the software provider and ensures issues are raised and addressed in latest releases | 1 | 3 | 3 | Monitor employer contribution receipts & benefit payments on a more detailed monthly basis to help independently verify up to date maintenance | 1 | 3 | 3 | Ongoing | Pensions Manager |
| 43. Employers' data inaccurate | <ul style="list-style-type: none"> Liaison with schools, Supporting People directorate and out-sourced payroll providers to ensure accurate and timely data is received | 3 | 1 | 3 | <ul style="list-style-type: none"> Audit exercise planned to review outsourced school payroll data Introduction of i-connect employer module with Pension administration software at Pension Shared Service has improved data accuracy. All employers in the Camden Fund have gone live or engaging with the Shared Service to move to I Connect. High level checks carried out by the Fund actuary as part of the 2022 valuation | 3 | 1 | 3 | Ongoing | Pensions Manager |

| Risk | Current controls | Likelihood | Impact | Risk factor | Action Plan to Improve and/or additional control measures | Likelihood | Impact | Risk factor | Timescale/ Review Frequency | Responsibility |
|---|--|------------|--------|-------------|--|------------|--------|-------------|-----------------------------|------------------|
| | | | | | <ul style="list-style-type: none"> Monitor employer contribution receipts & benefit payments on a more detailed monthly basis to help flag such cases | | | | | |
| 48. Incorrect benefits paid | <ul style="list-style-type: none"> Pensions team are well trained Payments have correct supporting documentation Management check performed on benefit payments before processing | 1 | 2 | 2 | Monitor employer benefit payments on a more detailed monthly basis to help flag such cases | 1 | 2 | 2 | Ongoing | Pensions Manager |
| 49. Audit fail to undertake proper checks | <ul style="list-style-type: none"> Audit plan work to get reasonable expectation of detecting control weaknesses | 2 | 1 | 2 | | 2 | 1 | 2 | Annually | Pensions Manager |



Annex 6 Pension Fund Accounts

Pension Fund Accounts

Pension Fund Explanatory Forward
Page 165

Pension Fund Account
Page 172

Pension Fund Net Assets Statement
Page 173

Note 1 Basis of preparation of financial statements
Page 174

Note 2 Summary of significant accounting policies
Page 175

Note 3 Critical judgements in applying accounting policies
Page 178

Note 4 Assumptions made about the future and other major sources of uncertainty
Page 179

Note 5 Contributions receivable
Page 180

Note 6 Benefits payable
Page 181

Note 7 Payments to and on account of leavers
Page 182

Note 8 Management expenses
Page 183

Note 9 Investment income
Page 185

Note 10 Analysis of Investments
Page 186

Note 11 Fund manager valuations
Page 187

Note 12 Reconciliation of movements in investments
Page 188

Note 13 Analysis of derivatives
Page 190

Note 14a Fair value – basis of valuation
Page 191

Note 14b Transfers between the Levels
Page 194

Note 14c Classification of financial instruments
Page 194

Note 15 Net gains and losses on financial instruments
Page 195

Note 16 Nature & extent of risks arising from financial instruments
Page 195

Note 17 Actuarial present value of promised retirement benefits
Page 201

Note 18 Current assets
Page 203

Note 19 Current and Long term
liabilities
Page 203

Note 20 Additional voluntary
contributions
Page 204

Note 21 Related party transactions
Page 205

Note 22 Contingent liabilities &
contractual commitments
Page 206

Note 23 Events after the reporting
period
Page 207

Pension Fund Explanatory Foreword

Introduction

The Council is the Administering Authority for the London Borough of Camden Pension Fund. The Fund, which is part of the Local Government Pension Scheme (LGPS), is governed by the Public Service Pensions Act 2013 and is administered in accordance with the following secondary legislation:

- The Local Government Pension Scheme Regulations 2013 (as amended)
- The Local Government Pension Scheme (Transitional Provisions, Savings and Amendments) Regulations 2014 (as amended)
- The Local Government Pension Scheme (Management and Investment of Funds) Regulations 2016.

The Accounts have been prepared in accordance with the Code of Practice on Local Authority Accounting in the United Kingdom 2022/23 (issued by CIPFA) which is based upon International Financial Reporting Standards (IFRS), as amended for the UK public sector.

All employees automatically become members of the Fund on appointment with London Borough of Camden or a participating scheduled or admitted body. The Fund's income is derived from employees' and employers' contributions and income from investments.

The London Borough of Camden Pension Fund operates as a defined benefit scheme and provides retirement pensions and lump sum allowances, widows' and children's pensions and death gratuities.

Prior to 1 April 2014, pension benefits under the LGPS were based on final pensionable pay and length of pensionable service. From 1 April 2014, benefits payable are now based on career average revalued pay and the number of years of eligible service. Pensions are increased annually in line with the Consumer Prices Index.

The following description of the Fund is a summary only. For further detail, reference should be made to the 2022/23 London Borough of Camden Pension Fund Annual Report and the underlying statutory powers underpinning the scheme. The Pension Fund Annual Report can be found on the Pension Fund [website](#).

Investment management arrangements

The day-to-day management of the Fund's investments is carried out by professional fund managers appointed by the Council. As at 31 March 2023 there were 10 managers investing on behalf of the Fund:

- Aviva plc (via London LGPS CIV Ltd)
- Baillie Gifford & Co (via London LGPS CIV Ltd)
- CB Richard Ellis Global Investment Partners Ltd
- CQS (UK) LLP (via London LGPS CIV Ltd)
- HarbourVest Partners LLP
- Harris Associates LP
- Legal & General Investment Management Ltd
- Partners Group Management II S.A.R.L.
- PIMCO Europe Limited (via London LGPS CIV Ltd)
- Stepstone Group LP (via London LGPS CIV Ltd)

The Council has placed assets under management with London LGPS CIV Ltd, the organisation set up in 2015 by London Local Authorities to run pooled LGPS investments in London. The London LGPS CIV Ltd is authorised and regulated by the Financial Conduct Authority and represents the pooled investments of 32 Local Authority Pension Funds. The London Borough of Camden Pension Fund holds investments in the LCIV Multi Asset Credit Fund (underlying managers CQS (UK) LLP and PIMCO Europe Limited), the LCIV Diversified Growth Fund (underlying manager Baillie Gifford & Co), the LCIV Real Estate Long Income Fund (underlying manager Aviva plc), the LCIV Infrastructure Fund (underlying manager Stepstone Group LP) and the LCIV Global Alpha Growth Paris-Aligned Fund (underlying manager Baillie Gifford).

Each fund manager operates within mandated investment management agreements and targets determined by the Council's Pension Committee. Overall investment strategy is the responsibility of the Pension Committee which consists of eight councillors.

In 2022/23, the Pension Committee received advice from the Executive Director Corporate Services, the Borough Solicitor and other officers as well as the fund managers and the following professional consultants:

- Hymans Robertson LLP (Actuarial & Benefit Services)
- Isio Group Limited (Investment Consultancy)
- Karen Shackleton (Independent Investment Advisor)
- Pensions & Investment Research Consultants Limited (PIRC) (Corporate Governance Services)

Pension Committee meetings are held quarterly and the details of the meetings, including agendas, minutes and regular reports on the Fund's performance can be found through the Pension Committee website:

<http://democracy.camden.gov.uk/ieListMeetings.aspx?Committeed=652>

The market value of the assets (including cash & income receivable) held by the fund managers, the custodian and the Council as at 31 March 2023 is as follows:

| 31 March 2022 | | Fund manager/Custodian | 31 March 2023 | |
|------------------|-------------|---|------------------|-------------|
| £'000 | % | | £'000 | % |
| | | Managed by LCIV regional asset pool: | | |
| 494,440 | 22.2% | Baillie Gifford & Co (London CIV) | 311,008 | 16.2% |
| 52,919 | 2.4% | CQS & PIMCO (London CIV) | 224,543 | 11.7% |
| 45,325 | 2.0% | Stepstone (London CIV) | 78,084 | 4.1% |
| 92,903 | 4.2% | Aviva (London CIV) | 75,191 | 3.9% |
| 76,019 | 3.4% | Ruffer (London CIV) | 0 | 0.0% |
| 761,606 | 34.2% | | 688,826 | 35.9% |
| | | Managed outside regional asset pool: | | |
| 787,307 | 35.4% | Legal & General | 750,496 | 39.0% |
| 181,198 | 8.1% | Harris Associates | 185,304 | 9.5% |
| 110,113 | 4.9% | CBRE | 96,023 | 5.0% |
| 90,375 | 4.1% | Partners Group | 87,508 | 4.5% |
| 57,532 | 2.6% | HarbourVest | 50,276 | 2.6% |
| 99,734 | 4.5% | Insight | 0 | 0.0% |
| 150 | 0.0% | Council | 150 | 0.0% |
| 138,652 | 6.2% | JP Morgan Custodian cash account | 67,087 | 3.5% |
| 1,465,062 | 65.8% | | 1,236,844 | 64.1% |
| 2,226,667 | 100% | | 1,925,670 | 100% |

Funding Arrangements

The Fund is subject to actuarial valuation every three years at which time, the actuary is required to specify the employers' contribution rates to the Fund necessary to ensure that present and future commitments can be met. The latest completed actuarial valuation of the Fund was carried out as at 31 March 2022 and the revised contribution rates will be effective from 1 April 2023. The next formal actuarial valuation is due as at 31 March 2025 with new contribution rates for employers then taking effect from 1 April 2026. The full 2022 valuation report can be accessed [here](#).

The market value of the Fund's assets at the 31 March 2022 valuation date was £1.973bn and the actuarial value of the Fund's accrued liabilities, allowing for future pay increases, was £1.741bn. There was therefore, a surplus of assets over liabilities of £232m and the Fund was said to be 113% funded.

Liabilities were calculated using the projected unit actuarial method and the main actuarial assumptions were as follows:

| Financial assumptions | | |
|-----------------------------|---------------|---------------|
| Year ended | 31 March 2019 | 31 March 2022 |
| Pension increase rate (CPI) | 2.30% p.a. | 2.70% p.a. |
| Salary increase rate | 2.70% p.a. | 3.20% p.a. |
| Discount rate | 4.50% p.a. | 4.40% p.a. |

In the 31 March 2019 actuarial valuation, which specifies the employers' contribution rates for 2022/23, assets were valued using a discount rate derived from a 70% likelihood that the Fund's investments will return at least 4.5% over the next 20 years (based on stochastic asset projection). For 31 March 2022, the discount rate was derived from a 70% likelihood that the Fund's investments will return at least 4.4% over the next 20 years based on similar stochastic asset projection.

At 31 March 2019, the assets were sufficient to meet 103% of the liabilities and at 31 March 2022, the actuary estimates, assuming reasonable future investment returns, the Fund is 113% funded. The average employee contributions rate is 7% of pensionable pay (2022: 7%) and the total contributions expected to be received over the next triennial cycle, years 2023/24, 2024/25 and 2025/26, will be similar to the 2019-2022 cycle. After consultation with the actuary, the Fund has agreed a contribution strategy with a cap of 1% on increases (and decreases) to main employer contribution rates. In 2022/23 the expected overall contribution rate (primary plus secondary) for the Administering Authority was 31.5% (2021/22: 32.3%).

Fund Portfolio and Diversification

LGPS Regulations require that the Members of the Pension Committee and appointed fund managers should pay regard to the need to diversify investments and also to the suitability of particular investments. The Fund's Investment Strategy Statement and Funding Strategy Statement are contained in the Annual Report on the Pension Fund [website](#):

Admitted and Scheduled Bodies

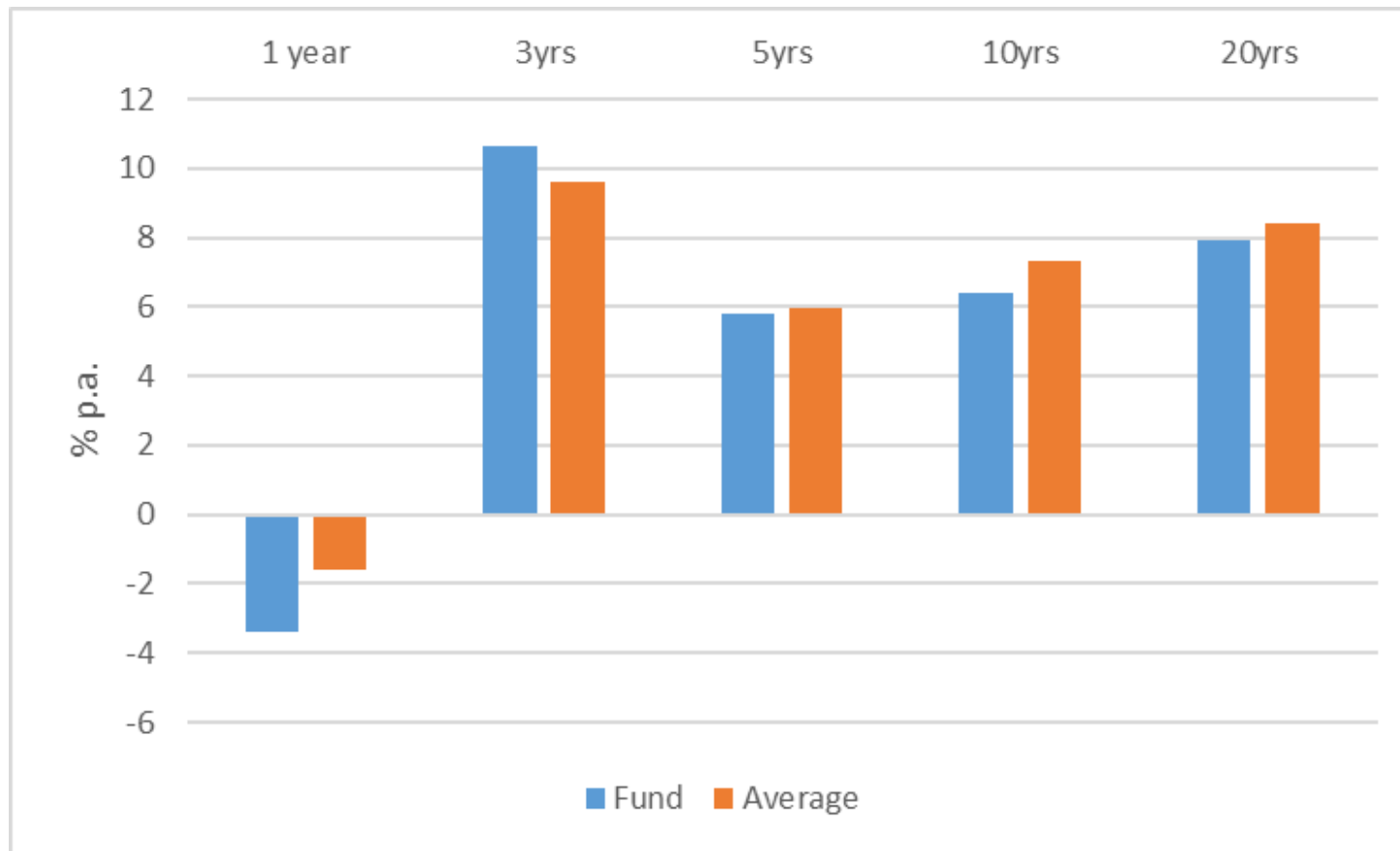
The Admitted and Scheduled bodies which made contributions to the Fund in 2022/23 were as follows:

| Admitted Bodies | |
|---|--|
| Abbey Road Housing Co-op | Westminster Society - Central |
| Agar Grove Housing Co-op | Westminster Society - North |
| Age UK Camden | |
| Camden Citizens Advice Bureau | |
| Coram Family | |
| Caterlink Ltd | |
| Greenwich Leisure Ltd | |
| Home Connections | |
| LGIU | |
| MiHomecare Ltd | Scheduled Bodies |
| MITIE PFI | Abacus Belsize School |
| National Association for Local Councils | Children's Hospital School |
| NSL Ltd | King's Cross Academy |
| Pendergate (Ridgecrest) Cleaning | St Luke's School |
| Veolia | UCL Academy |
| Voluntary Action Camden | The ArtsXchange (formerly WAC Arts School) |

Returns

The investments of the Camden Pension Fund have delivered a return of 6.4% per annum during the last ten years. The diagram below provides a comparison between the performance of the Camden Fund and that of the average of other funds participating in benchmarking exercises for each year over this period. It shows the time-weighted return on investments for each period relative to the average. The comparative information is provided by Pensions & Investment Research Consultants Limited (PIRC).

In the latest year the Fund performed in the 55th percentile (100th means the worst performing and 1st the best). It is well ahead of its peers over the last three years but continues to trail over the longer term.



Membership

Total membership of the Fund at 31 March 2023 was 22,639 (31 March 2022: 22,020):

| | 31 March 2022 | 31 March 2023 |
|-------------------|-----------------------|-----------------------|
| Employees | 5,437 | 5,563 |
| Deferred benefits | 6,555 | 6,708 |
| Pensioners | 7,466 | 7,656 |
| Dependents | <i>Included above</i> | <i>Included above</i> |
| Undecided | 730 | 817 |
| Frozen benefits | 1,832 | 1,895 |
| Total | 22,020 | 22,639 |

Benefits

Pension Benefits under the LGPS based on pensionable pay and length of service up until 31 March 2023 are summarised below:

| | Pension | Lump Sum |
|---|--|---|
| Service Pre-1 April 2008 | Each year worked is worth 1/80 x final pensionable salary. | Automatic lump sum of 3 x salary. In addition, part of the annual pension can be exchanged for a one-off tax-free cash payment (known as a commutation). A lump sum of £12 is paid for each £1 of pension given up. |
| Service Post 31 March 2008 – 31 March 2014 | Each year worked is worth 1/60 x final pensionable salary. | No automatic lump sum. Part of the annual pension can be exchanged for a one-off tax-free cash payment (known as a commutation). A lump sum of £12 is paid for each £1 of pension given up. |
| Service Post 31 March 2014 | Each year worked is worth 1/49 x pensionable earnings of that year (career average). Benefits are held in a pension account and revalued each year in-line with inflation. | Members of the LGPS before April 2008 have built up benefits which will include an automatic lump sum. In the new scheme eligible members are still entitled to the aforementioned benefit but can also exchange some pension for a tax-free cash lump sum (known as a commutation). Every £1 of pension sacrificed is equivalent to £12 of tax-free lump sum (subject to HM Revenue & Customs limits). |

There are a range of other benefits provided under the scheme including early retirement, disability pension and death benefits. For more details, please refer to <https://www.lgpsmember.org/>

Pension Fund Account

| 2021/22 £'000 | | Notes | 2022/23 £'000 |
|--------------------|---|-------|--------------------|
| | Dealings with members, employers and others directly involved in the fund: | | |
| (48,192) | Contributions | 5 | (55,477) |
| (7,065) | Transfers in from other pension funds | | (6,700) |
| (55,257) | | | (62,177) |
| 64,499 | Benefits | 6 | 67,703 |
| 10,703 | Payments to and on account of leavers | 7 | 211,740 |
| 75,202 | | | 279,443 |
| 19,945 | Net (additions)/withdrawals from dealings with members | | 217,266 |
| 19,264 | Management Expenses | 8 | 16,773 |
| 39,209 | Net (additions)/withdrawals including fund management expenses | | 234,039 |
| | Returns on investments | | |
| (13,281) | Investment income | 9 | (24,168) |
| 680 | Tax deducted from investment income | | 128 |
| (148,856) | Profit and losses on disposal of investments and changes in the value of investments | 12 | 81,634 |
| (161,457) | Net return on investments | | 57,594 |
| (122,248) | Net (increase)/decrease in the net assets available for benefits during the year | | 291,633 |
| (2,072,393) | Opening net assets of the fund 1 April | | (2,194,641) |
| (2,194,641) | Closing net assets of the fund on 31 March | | (1,903,008) |

Pension Fund Net Assets Statement

| 31-Mar-22 £'000 | | Notes | 31-Mar-23 £'000 |
|--------------------|--|----------|--------------------|
| 177,513 | Equities | 10,12 | 178,192 |
| 1,555,745 | Pooled funds | 10,12 | 1,364,131 |
| 344,673 | Other investments | 10,12 | 298,744 |
| 150,709 | Other assets | 10,12 | 84,826 |
| 2,228,640 | | | 1,925,893 |
| (1,972) | Investments liabilities | 10,13,16 | (223) |
| 2,226,668 | Total net Investments | | 1,925,670 |
| | | | |
| 907 | Current assets | 18 | 1,165 |
| (1,899) | Current liabilities | 19 | (2,391) |
| (31,035) | Long term liabilities | 19 | (21,436) |
| 2,194,641 | Net assets of the fund available to fund benefits at the reporting period | | 1,903,008 |

The Net Asset Statement includes all assets and liabilities of the Fund as at 31 March 2023 but excludes long-term liabilities to pay pensions and benefits in future years.

Note 1 Basis of preparation of financial statements

The Statement of Accounts summarises the Fund's transactions for the 2022/23 financial year and its financial position at 31 March 2023. The accounts have been prepared in accordance with the *Code of Practice on Local Authority Accounting in the United Kingdom 2022/23* (the Code), issued by the Chartered Institute of Public Finance and Accountancy (CIPFA) which is based upon International Financial Reporting Standards (IFRS) as amended for the UK public sector.

The accounts summarise the transactions of the Fund and report on the net assets available to pay pension benefits. The accounts do not take account of obligations to pay pensions and benefits which fall due after the end of the financial year, nor do they take into account the actuarial present value of promised retirement benefits. The Code gives administering authorities the option to disclose this information in the Net Assets Statement, in the notes to the accounts or by appending an actuarial report prepared for this purpose. The Fund has opted to disclose this information in note 17.

The Pension Fund's Statement of Accounts have been prepared on a going concern basis with the assumption that the functions of the administering authority will continue in operational existence for the foreseeable future.

Accounting Standards issued but not adopted

Under the Code of Practice on Local Authority Accounting there is a requirement to disclose the impact of accounting standards issued but not yet adopted.

At the balance sheet date, the following new standards and amendments to existing standards have been published but not yet adopted by the Code of Practice of Local Authority Accounting in the United Kingdom. These standards will have no significant impact on amounts reported in this year's Pension Fund accounts:

- a) Definition of Accounting Estimates (Amendments to IAS 8) issued in February 2021.
- b) Disclosure of Accounting Policies (Amendments to IAS 1 and IFRS Practice Statement 2) issued in February 2021.
- c) Deferred Tax related to Assets and Liabilities arising from a Single Transaction (Amendments to IAS 12) issued in May 2021.
- d) Updating a Reference to the Conceptual Framework (Amendments to IFRS 3) issued in May 2020.

Note 2 Summary of significant accounting policies

Fund Account – Revenue recognition

a) Contribution income

Normal contributions from members and employers are accounted for on an accruals basis for the payroll month to which they relate at rates as specified in the Actuarial Valuation rates and adjustments certificate.

Employer deficit funding contributions are accounted for on the due dates on which they are payable under the schedule of contributions set by the Actuary or on receipt if earlier than the due date.

Employer's augmentation and pension strain contributions are accounted for in the period in which the liability arises. Any amount due in year but unpaid is classed as a current financial asset.

b) Transfers to and from other schemes

Transfer values represent amounts received and paid during the year for members who have either joined or left the Fund during the financial year and are calculated in accordance with the Local Government Pension Scheme Regulations. Individual transfers in/out are accounted for when received/paid as this is normally when the member liability is accepted or discharged. Bulk transfers are accounted for on an accruals basis in accordance with the terms of the transfer agreement.

c) Investment income

Income due from equities is accounted for on the date the stocks are quoted ex-dividend. Any amount not received by the end of the reporting period is disclosed in the net assets statement as a current financial asset.

Distributions from pooled funds are recognised at the date of issue. Any amount not received by the end of the reporting period is disclosed in the net assets statement as a current financial asset

Interest income is recognised in the fund account as it accrues using the effective interest rate of the financial instrument as at the date of acquisition or origination.

Fund Account – Expense items

d) Benefits payable

Under the rules of the scheme, members may receive a lump sum retirement grant in addition to their annual pension. Lump sum retirement grants are accounted for from the date of retirement. Where a member can choose to take a greater retirement grant in return for a reduced pension these lump sums are accounted for on an accruals basis from the date the option is exercised. Any amounts due but unpaid are disclosed in the net assets statement as current liabilities.

e) Taxation

The Fund is a registered public service scheme under section 1(1) of Schedule 36 of the Finance Act 2004 and as such is exempt from UK income tax on interest received and from capital gains tax on the proceeds of investments sold. Income from overseas investments suffers withholding tax in the country of origin unless exemption is permitted. Irrecoverable tax is accounted for as a Fund expense as it arises. As the Council is the administering authority for the Fund, VAT input tax is recoverable on all Fund activities including expenditure on investment expenses.

Members are entitled to request the Pension Fund to pay their tax liabilities in respect of annual and lifetime allowance tax in exchange for a reduction in final benefits. Where the Fund pays member tax liabilities direct to HMRC they are treated as an expense and charged through the Fund Account in the year in which the payment occurs.

f) Management expenses

All investment management expenses are accounted for on an accruals basis. Fees of the external investment fund managers and custodian are agreed in the respective mandates governing their appointments. Generally, fees are based on the market value of the investments under their management and therefore increase or reduce as the value of those investments change.

In the interests of greater transparency, the Council discloses its Fund management expenses in accordance with the CIPFA guidance Accounting for Local Government Pension Scheme Management Expenses (2016). The profit and loss on disposal of investments and changes in the market value of investments also takes account of the fees which have been deducted at source.

Costs of administration are charged directly to the Fund partly by the Administering Authority, the London Borough of Camden and, partly by the Pensions Shared Service which administers benefits on behalf of the London Boroughs of Camden, Wandsworth, Richmond, Waltham Forest and Merton.

Net Assets Statement

g) Financial assets

Financial assets are included in the net assets statement either on a fair value or amortised cost basis as at the reporting date. A financial asset is recognised in the net assets statement on the date the Fund becomes party to the contractual acquisition of the asset. From this date, any gains or losses arising from changes in the fair value of the asset are recognised in the fund account. The values of investments as shown in the net assets statement have been determined at fair value in accordance with the requirements of the Code and IFRS 13 (see Note 16). For the purposes of disclosing levels of fair value hierarchy, the Fund has adopted the classification guidelines recommended in Practical Guidance on Investment Disclosures (PRAG/Investment Association, 2016).

Investments are shown in the net assets statement at fair value in accordance with the requirements of IFRS 13. Valuations are provided by the Fund's Custodian, JP Morgan (JPM), and are based on bid values as at the date of the net assets statement. Values of unlisted assets for which the JPM Pricing team cannot source values independently are priced using the latest accounting reports provided by the relevant fund manager. If this valuation point is not at year end, the net asset value is adjusted to take account of any drawdowns at cost in the intervening period.

h) Foreign currency transactions

Dividends, interest and purchases and sales of investments in foreign currencies have been accounted for at the spot market rates at the date of transaction. Spot market exchange rates at the end of the financial year are used to value cash balances held in foreign currency bank accounts, market values of overseas investments and purchases and sales outstanding at the end of the reporting period.

Surpluses and deficits arising on conversion of currencies are dealt with as part of the change in market values of the investments.

i) Cash and cash equivalents

Cash comprises demand deposits and includes amounts held by the Fund's external managers. Cash equivalents are short-term, highly liquid investments that are readily convertible to known amounts of cash and that are subject to minimal risk of changes in value.

j) Financial liabilities

Financial liabilities are recognised in the Net Asset Statement when the Council becomes a party to the contractual provisions of a financial instrument. These liabilities are carried at fair value or amortised cost at the reporting date. Assets and liabilities in overseas currencies are translated into sterling at the exchange rates prevailing at the balance sheet date. Transactions during the year are translated at rates applying at the transaction dates.

k) Actuarial present value of promised retirement benefits

The actuarial present value of promised retirement benefits is assessed on a triennial basis by the Fund's actuary in accordance with the requirements of IAS 19 and relevant actuarial standards. As permitted under the Code, the Fund has opted to disclose the actuarial present value of promised retirement benefits by way of a supporting note to the accounts (Note 17).

l) Additional voluntary contributions

The Fund provides two additional voluntary contribution (AVC) schemes for its members. Assets are invested separately from those of the Pension Fund. The Fund has appointed Prudential Assurance Company Limited and Phoenix Life Limited as its AVC providers. AVCs are paid to the AVC provider by employers and are specifically for providing additional benefits for individual contributors. Each AVC contributor receives an annual statement showing the amount held in their account and the movements in the year.

AVCs are not included in the accounts in accordance with Regulation 4(1)(b) of the Local Government Pension Scheme (Management and Investment of Funds) Regulations 2016 but are disclosed as a note only (Note 20).

Note 3 Critical judgements in applying accounting policies

It has not been necessary to make any critical judgements in applying the accounting policies in 2022/23.

Note 4 Assumptions made about the future and other major sources of uncertainty

The preparation of the Statement of Accounts involves making judgements, estimates and assumptions that affect the amounts reported for assets and liabilities at the balance sheet date and the amounts reported for the income and expenditure during the year. Estimates and assumptions are made taking into account historical experience, current trends and other relevant factors. However, the nature of estimation means that the actual outcomes could differ from the assumptions and estimates.

There are no items for which there is a significant risk of material adjustment in the forthcoming financial year.

Note 5 Contributions receivable

Employee contributions are calculated on a sliding scale based on a percentage of their pensionable pay. The Council and scheduled and admitted bodies are required to make contributions determined by the Fund's actuary to maintain the solvency of the Fund.

| 2021/22 £'000 | | 2022/23 £'000 |
|------------------|-------------------------|------------------|
| | By category | |
| | Employer contributions: | |
| (34,590) | Normal | (40,077) |
| (403) | Deficit recovery | (244) |
| (678) | Augmentation | (862) |
| (35,671) | | (41,183) |
| (12,521) | Employee contributions | (14,294) |
| (48,192) | Total | (55,477) |

| 2021/22 £'000 | | 2022/23 £'000 |
|------------------|----------------------------|------------------|
| | By type of employer | |
| (46,403) | Administering authority | (54,041) |
| (714) | Scheduled bodies | (580) |
| (1,075) | Admitted bodies | (856) |
| (48,192) | Total | (55,477) |

Augmentations are pension strain contributions from employers to make up for funding shortfall following early retirement or ill health retirement.

Note 6 Benefits payable

| 2021/22 £'000 | | 2022/23 £'000 |
|------------------|--|------------------|
| | By category | |
| 54,136 | Pensions | 54,131 |
| 9,022 | Commutation of pensions and lump sum retirement benefits | 10,415 |
| 1,341 | Lump sum death benefits | 2,807 |
| 64,499 | Total | 67,353 |

| 2021/22 £'000 | | 2022/23 £'000 |
|------------------|----------------------------|------------------|
| | By type of employer | |
| 56,558 | Administering authority | 59,918 |
| 354 | Scheduled bodies | 336 |
| 7,587 | Admitted bodies | 7,099 |
| 64,499 | Total | 67,353 |

Total Benefits Payable presented above excludes tax paid on benefits, totalling £0.350m in 2022/23, included in the £67.703m in the Pension Fund Account.

Note 7 Payments to and on account of leavers

| 2021/22 £'000 | | 2022/23 £'000 |
|------------------|------------------------------------|------------------|
| (165) | Refunds to members leaving service | 165 |
| 0 | Group transfers | 201,841 |
| 10,868 | Individual transfers | 9,734 |
| 10,703 | Total | 211,740 |

There was a group transfer out of the Fund during 2022/23. The Improvement and Development Agency (which participated in the Fund as an Admitted body) had applied to the Secretary of State for permission to transfer the administration of its pension obligations under the LGPS to another LGPS Fund. In April 2022, the Camden Pension Fund made a payment of £201.8m to Merseyside Pension Fund representing the final transfer of assets, liabilities and membership to that Fund.

Note 8 Management Expenses

| 2021/22 £'000 | | 2022/23 £'000 |
|------------------|--------------------------------|------------------|
| 954 | Administrative costs | 891 |
| 267 | Oversight and governance costs | 185 |
| 18,043 | Investment management expenses | 15,697 |
| 19,264 | Total | 16,773 |

Investment management expenses have been grossed up to include fees of £14.1m deducted from fund assets at source in line with the CIPFA guidance *Accounting for LGPS Management Expenses (2016)*.

Administrative and oversight and governance costs can be further broken down as follows:

Administrative costs

| 2021/22 £'000 | | 2022/23 £'000 |
|------------------|------------------------------|------------------|
| 460 | Pensions administration fees | 537 |
| 323 | Systems management | 224 |
| 166 | Council officers' salaries | 130 |
| 5 | Legal services | 0 |
| 954 | Total | 891 |

Oversight and governance costs

| 2021/22 £'000 | | 2022/23 £'000 |
|------------------|-------------------------|------------------|
| 134 | Actuarial advice | 109 |
| 70 | Investment consultancy | 15 |
| 16 | External audit fees | 16 |
| 29 | Corporate governance | 45 |
| 2 | Other | (6) |
| 16 | Performance measurement | 6 |
| 267 | Total | 185 |

Regulations permit the Council to charge administrative costs to the scheme. A proportion of relevant Council officers' salaries, including on-costs, have been charged to the Fund on the basis of time estimated to have been spent on scheme administration and investment related business.

Included in the oversight and governance costs above are external audit fees for the Fund of £16k (2021/22: £16k).

Note 8a Investment management expenses

Investment management expenses can be further analysed as follows:

| 2021/22 £'000 | | 2022/23 £'000 |
|------------------|--|------------------|
| 8,195 | Management fees | 7,049 |
| 6,547 | Performance related fees | (4,124) |
| 1,400 | Custody & investment administration fees | 5,401 |
| 1,569 | Transaction costs | 5,895 |
| 0 | Property expenses | 841 |
| 297 | Other costs | 596 |
| 35 | Custody fees | 40 |
| 18,043 | Total | 15,698 |

Transaction costs are incremental costs that are directly attributable to the acquisition or disposal of an investment financial asset or liability. An incremental cost is one that would not have been incurred if the Fund had not acquired or disposed of the financial instrument. Transaction costs include fees and commissions paid to agents, advisers, brokers and dealers, anti-dilution levies, levies by regulatory agencies and securities exchanges and transfer taxes and duties.

Note 9 Investment Income

The table below shows a breakdown of the investment income for the year:

| 2021/22 £'000 | | 2022/23 £'000 |
|--------------------------------|--|--------------------------------|
| (236) | Dividends from UK equities | (171) |
| (4,780) | Dividends from overseas equities | (3,520) |
| (3,332) | Income from pooled property investments | (3,989) |
| (4,801) | Income from other pooled investment vehicles | (15,141) |
| (132) | Income from cash deposits | (1,347) |
| (13,281) | Total income before taxes | (24,168) |

Note 10 Analysis of Investments at Market Value

| 31 March 2022 £'000 | | 31 March 2023 £'000 |
|------------------------|--|------------------------|
| | Equities (UK) | |
| 9,454 | Quoted | 11,159 |
| 150 | Unquoted | 150 |
| | Equities (Overseas) | |
| 167,909 | Quoted | 166,883 |
| 177,513 | | 178,192 |
| | Pooled Investment Vehicles (UK) | |
| 252,968 | Fixed income | 294,329 |
| 172,294 | Diversified growth funds | 88,136 |
| 196,766 | Property | 160,960 |
| 45,325 | Infrastructure | 78,084 |
| 667,353 | | 621,509 |
| | Pooled Investment Vehicles (Overseas) | |
| 1,085,158 | Equities | 903,582 |
| 90,375 | Property | 87,508 |
| 57,532 | Private equity | 50,276 |
| 1,233,065 | | 1,041,366 |
| | Other Assets | |
| 656 | Forward currency contracts | 0 |
| 146,415 | Cash deposits | 80,820 |
| 3,214 | Investment income due | 3,703 |
| 424 | Amounts receivable from sales | 303 |
| 150,709 | | 84,826 |
| 2,228,640 | Total investment assets | 1,925,893 |
| | Other Liabilities | |
| (657) | Forward currency contracts | (1) |
| (1,315) | Amounts payable for purchases | (222) |
| (1,972) | Total investment liabilities | (223) |
| 2,226,668 | Net investment assets | 1,925,670 |

Note 11 Fund manager valuations

| 2021/22 £'000 | | 2022/23 £'000 | 2021/22 £'000 | | 2022/23 £'000 |
|--|--|------------------|--|---|------------------|
| CB Richard Ellis Collective Investors Ltd | | | London CIV Ltd (Baillie Gifford) | | |
| 102,245 | - Property - managed funds | 82,835 | 96,275 | - Pooled investment vehicles - diversified growth | 88,136 |
| 1,618 | - Property - unit trusts | 2,935 | 398,165 | - Pooled investment vehicles - global equities | 222,872 |
| 7,409 | - Cash | 10,127 | 494,440 | | 311,008 |
| (1,315) | - Amounts payable for purchases | 0 | London CIV Ltd (Ruffer) | | |
| 156 | - Income receivable | 127 | 76,019 | - Pooled investment vehicles - diversified growth | 0 |
| 110,113 | | 96,024 | 76,019 | | 0 |
| HarbourVest | | | London CIV Ltd (CQS & PIMCO) | | |
| 57,532 | - Pooled investment vehicles - private equity | 50,276 | 52,919 | - Pooled investment vehicles - fixed interest | 224,543 |
| 57,532 | | 50,276 | 52,919 | | 224,543 |
| Harris Associates L.P. | | | London CIV Ltd (Stepstone) | | |
| 9,454 | - UK equities | 11,159 | 45,325 | - Pooled investment vehicles - infrastructure | 78,084 |
| 167,909 | - Overseas equities | 166,883 | 45,325 | | 78,084 |
| 656 | - Derivative contracts: forward FX assets | 0 | London CIV Ltd (Aviva) | | |
| 1,915 | - Income receivable | 2,230 | 92,903 | - Pooled investment vehicles - property | 75,191 |
| 1,496 | - Cash | 4,951 | 92,903 | | 75,191 |
| 424 | - Amounts receivable from sales | 303 | Partners Group (UK) Ltd | | |
| (657) | - Derivative contracts: forward FX liabilities | 0 | 90,375 | - Pooled investment vehicles – global property | 87,508 |
| 0 | - Amounts payable for purchases | (222) | 90,375 | | 87,508 |
| 181,198 | | 185,304 | JPM Custodian Cash Account | | |
| Insight Investment | | | 137,510 | - Cash | 65,741 |
| 99,734 | - Pooled investment vehicles - fixed interest | 0 | 1,142 | - Income receivable | 1,346 |
| 99,734 | | 0 | 138,652 | | 67,087 |
| Legal & General Assurance Ltd | | | London Borough of Camden Council* | | |
| 100,315 | - Pooled investment vehicles - index linked securities | 69,786 | 150 | - UK unquoted equity | 150 |
| 686,993 | - Pooled investment vehicles - global equities | 680,709 | 150 | | 150 |
| 787,308 | | 750,495 | 2,226,668 | TOTAL MARKET VALUE | 1,925,670 |

* The Council holds unquoted equities in London CIV Ltd (the organisation set up to run pooled LGPS investments in London) valued at cost, i.e. transaction price of £150,000. The inputs available to the Fund to calculate fair value are limited and the Fund believes that the original transaction price represents an appropriate estimate of fair value.

Note 12 Reconciliation of movements in investments

2022/23

| | 31-Mar-22 | Purchases and derivative payments | Sales and derivative receipts | Realised gains and (losses) | Unrealised gains and (losses) | Change in Market Value | 31-Mar-23 |
|---|------------------|--|--|-----------------------------------|-------------------------------------|------------------------------|------------------|
| | £'000 | £'000 | £'000 | £'000 | £'000 | £'000 | £'000 |
| Pooled investment vehicles: | | | | | | | |
| - Fixed interest securities | 152,653 | 186,670 | (100,089) | 444 | (15,135) | (14,691) | 224,543 |
| - Index linked securities | 100,315 | 0 | 0 | 0 | (30,529) | (30,529) | 69,786 |
| - Global equities | 1,085,158 | 1,165 | (157,248) | 69,733 | (95,226) | (25,493) | 903,582 |
| - Private equity | 57,532 | 0 | (11,301) | 1,406 | 2,639 | 4,045 | 50,276 |
| - Property* | 287,141 | 1,383 | (10,285) | 1,455 | (31,226) | (29,771) | 248,468 |
| - Diversified growth fund | 172,294 | 1,545 | (75,908) | 15,712 | (25,507) | (9,795) | 88,136 |
| - Infrastructure | 45,325 | 24,285 | 0 | 0 | 8,474 | 8,474 | 78,084 |
| | 1,900,418 | 215,048 | (354,831) | 88,750 | (186,510) | (97,760) | 1,662,875 |
| Directly owned assets: | | | | | | | |
| UK equities* | 9,604 | 3,433 | (1,850) | 496 | (374) | 122 | 11,309 |
| Overseas equities | 167,909 | 53,816 | (55,293) | (667) | 1,118 | 451 | 166,883 |
| | 177,513 | 57,249 | (57,143) | (171) | 744 | 573 | 178,192 |
| Derivatives – Forward currency contracts | (1) | 588 | (157) | (431) | (0) | (431) | (1) |
| Total Investments | 2,077,930 | 272,885 | (412,131) | 88,148 | (185,766) | (97,618) | 1,841,066 |
| Cash deposits | 146,415 | | | | | | 80,820 |
| Amounts receivable for sales of investments | 424 | | | | | | 303 |
| Investment income due | 3,214 | | | | | | 3,703 |
| Amounts payable for investment purchases | (1,315) | | | | | | (222) |
| Fund Total | 2,226,668 | | | | | | 1,925,670 |

* Reclassification at 31 March 2022 of £1.618m from UK Equities to Pooled Property.

Note 12 Reconciliation of Movements in Investments (cont'd)

2021/22

| | 31-Mar-21 | Purchases and derivative payments | Sales and derivative receipts | Realised gains and (losses) | Unrealised gains and (losses) | Change in Market Value | 31-Mar-22 |
|---|------------------|--|--|-----------------------------------|-------------------------------------|------------------------------|------------------|
| | £'000 | £'000 | £'000 | £'000 | £'000 | £'000 | £'000 |
| Pooled investment vehicles: | | | | | | | |
| - Fixed interest securities | 149,885 | 1,790 | 0 | 0 | 978 | 978 | 152,653 |
| - Index linked securities | 43,632 | 57,000 | (1) | 0 | (316) | (316) | 100,315 |
| - UK equities | 134,815 | 0 | (141,851) | 33,605 | (26,569) | 7,036 | 0 |
| - Global equities | 907,873 | 428,368 | (284,778) | 153,924 | (120,229) | 33,695 | 1,085,158 |
| - Private equity | 42,435 | 0 | (11,299) | (47) | 26,443 | 26,396 | 57,532 |
| - Property | 171,035 | 99,562 | (13,091) | 1,932 | 26,085 | 28,017 | 285,523 |
| - Diversified growth fund | 250,034 | 96,029 | (182,648) | 40,960 | (32,081) | 8,879 | 172,294 |
| - Infrastructure | 25,095 | 18,315 | 0 | 0 | 1,915 | 1,915 | 45,325 |
| | 1,724,804 | 701,064 | (633,668) | 230,374 | (123,774) | 106,600 | 1,898,800 |
| Directly owned assets: | | | | | | | |
| UK equities | 29,598 | 1,555 | (23,699) | 5,128 | (1,360) | 3,768 | 11,222 |
| Overseas equities | 283,082 | 111,662 | (249,972) | 52,121 | (28,984) | 23,137 | 167,909 |
| | 312,680 | 113,217 | (273,671) | 57,249 | (30,344) | 26,905 | 179,131 |
| Derivatives – Forward currency contracts | (1) | 714 | (842) | 128 | (0) | 128 | (1) |
| Total Investments | 2,037,483 | 814,995 | (908,181) | 287,751 | (154,118) | 133,633 | 2,077,930 |
| Cash | 51,949 | | | | | | 146,415 |
| Amounts receivable for sales of investments | 887 | | | | | | 424 |
| Investment income due | 2,708 | | | | | | 3,214 |
| Amounts payable for investment purchases | (291) | | | | | | (1,315) |
| Fund Total | 2,092,736 | | | | | | 2,226,668 |

Note 13 Analysis of Derivatives

Outstanding forward currency contracts are as follows:

| Settlement | Currency bought | Local Value | Currency sold | Local Value | Asset Value £'000 | Liability Value £'000 |
|--|-----------------|-------------|---------------|-------------|----------------------|--------------------------|
| Up to one month | EUR | 114 | USD | (124) | | 0 |
| Up to one month | USD | 286 | CHF | (262) | | (1) |
| Up to one month | USD | 88 | CHF | (80) | | 0 |
| Up to one month | EUR | 86 | USD | (93) | 0 | |
| Open forward currency contracts at 31 March 2023 | | | | | 0 | (1) |
| Net forward currency contracts at 31 March 2023 | | | | | | (1) |
| 2021/22 Comparator | | | | | | |
| Open forward currency contracts at 31 March 2022 | | | | | 0 | (1) |
| Net forward currency contracts at 31 March 2022 | | | | | | (1) |

Note 14a Fair value – basis of valuation

The valuation of financial instruments has been classified into three levels according to the quality and reliability of information used to determine fair values.

Level 1

Financial instruments at Level 1 are those where the fair values are derived from unadjusted quoted prices in active markets for identical assets or liabilities. Products classified as Level 1 comprise quoted equities, quoted fixed interest securities, quoted index linked securities and unit trusts. Listed investments are shown at bid prices. The bid value of the investment is based on the bid market quotation of the relevant stock exchange.

Level 2

Financial instruments at Level 2 are those where quoted market prices are not available, for example, where an instrument is traded in a market that is not considered to be active, or where valuation techniques are used to determine fair value and these techniques use inputs that are based significantly on observable market data.

Level 3

Financial instruments at Level 3 are those where at least one input that could have a significant effect on the instrument's valuation is not based on observable market data. Such instruments would include unquoted equity investments and hedge fund of funds which are valued using various valuation techniques that require significant judgement in determining appropriate assumptions.

The valuation basis for each category of investment asset is set out below:

| Description of asset | Valuation Hierarchy | Basis of Valuation | Observable and unobservable inputs | Key sensitivities affecting the valuations provided |
|--|---------------------|---|---|---|
| Market quoted investments- equities | Level 1 | Published bid market price at end of the accounting period | Not required | Not required |
| Cash | Level 1 | Carrying value is deemed to be fair value | Not required | Not required |
| Investment receivables and payables | Level 1 | Carrying value is deemed to be fair value because of the short term nature of these financial instruments | Not required | Not required |
| Cash Equivalents | Level 2 | Closing bid price where bid and offer prices are published; closing single price where single price published | NAV per share | Not required |
| Pooled Funds | Level 2 | Closing bid price where bid and offer prices are published; closing single price where single price published | NAV per share | Not required |
| Alternative Assets: Private Equity | Level 2 | Most recent valuation | NAV published, cashflow transactions i.e., distributions or capital calls | Not required |
| Alternative Assets: Pooled Property and Infrastructure | Level 2 | Closing bid price where bid and offer prices are published; closing single price where single price published | NAV published, cashflow transactions i.e., distributions or capital calls | Not required |

The following tables provide an analysis of the financial assets and liabilities of the Pension Fund as held at the custodian, grouped into Levels 1 to 3 based on the Level at which the fair value is observable.

The Pension Fund is a shareholder in London LGPS CIV Limited (the organisation set up to run pooled LGPS investments in London). This unquoted equity holding is carried in the Net Assets Statement at cost, £150,000, and classified as Level 3 in the tables below.

| Values at 31 March 2023 | Quoted market price Level 1 £'000 | Using observable inputs Level 2 £'000 | With significant unobservable inputs Level 3 £'000 | Total £'000 |
|------------------------------------|---|---|--|------------------|
| Assets: | | | | |
| Alternatives assets | | 196,949 | | 196,949 |
| Cash & currencies | 23,636 | | | 23,636 |
| Cash equivalents | | 57,184 | | 57,184 |
| Equities | 180,976 | | 150 | 181,126 |
| Pooled funds | | 1,462,992 | | 1,462,992 |
| Receivables | 4,484 | | | 4,484 |
| Total Financial Assets | 209,096 | 1,717,125 | 150 | 1,926,371 |
| Liabilities: | | | | |
| Payables | (701) | | | (701) |
| Total Financial Liabilities | (701) | 0 | 0 | (701) |
| Grand Total | 208,395 | 1,717,125 | 150 | 1,925,670 |

| Values at 31 March 2022 | Quoted market price Level 1 £'000 | Using observable inputs Level 2 £'000 | With significant unobservable inputs Level 3 £'000 | Total £'000 |
|------------------------------------|---|---|--|------------------|
| Assets: | | | | |
| Alternative assets | | 222,136 | | 222,136 |
| Cash & currencies | 13,180 | | | 13,180 |
| Cash equivalents | | 133,235 | | 133,235 |
| Equities | 178,981 | | 150 | 179,131 |
| Pooled funds | | 1,676,664 | | 1,676,664 |
| Receivables | 4,294 | | | 4,294 |
| Total Financial Assets | 196,455 | 2,032,035 | 150 | 2,228,640 |
| Liabilities: | | | | |
| Payables | (1,972) | | | (1,972) |
| Total Financial Liabilities | (1,972) | 0 | 0 | (1,972) |
| Grand Total | 194,483 | 2,032,035 | 150 | 2,226,668 |

Note 14b Transfers between the Levels

There were no transfers between the Levels during the year.

Note 14c Classification of financial instruments

| | 31 March 2022 | | | 31 March 2023 | | |
|-------------------------------|---|-----------------------------------|--|---|-----------------------------------|--|
| | Fair value through profit & loss £'000 | Assets at amortised cost £'000 | Liabilities at amortised cost £'000 | Fair value through profit & loss £'000 | Assets at amortised cost £'000 | Liabilities at amortised cost £'000 |
| Financial Assets | | | | | | |
| Equities | 1,262,670 | | | 1,081,774 | | |
| Fixed income | 252,968 | | | 294,329 | | |
| Diversified growth funds | 172,294 | | | 88,136 | | |
| Pooled property funds | 287,141 | | | 248,468 | | |
| Private equity | 57,533 | | | 50,276 | | |
| Pooled infrastructure funds | 45,325 | | | 78,084 | | |
| Forward currency contracts | 656 | | | 0 | | |
| Cash deposits - investments | | 146,415 | | | 80,820 | |
| Investment income due | | 3,214 | | | 3,703 | |
| Amounts receivable from sales | | 424 | | | 303 | |
| Debtors | | 907 | | | 472 | |
| Cash at bank | | 0 | | | 693 | |
| | 2,078,587 | 150,960 | 0 | 1,841,067 | 85,991 | 0 |
| Financial Liabilities | | | | | | |
| Forward currency contracts | (657) | | | (1) | | |
| Amounts payable for purchases | | | (1,315) | | | (222) |
| Creditors | | | (32,572) | | | (23,827) |
| Cash at bank | | | (362) | | | 0 |
| Total | 2,077,930 | 150,960 | (34,249) | 1,841,066 | 85,991 | (24,049) |

Note 15 Net gains and losses on financial instruments

All realised (gains) and losses arise from the sale or disposal of financial assets that have been derecognised in the financial statements.

| 2021/22 £'000 | | 2022/23 £'000 |
|------------------|------------------------------------|------------------|
| | Financial assets | |
| (148,744) | Fair value through profit and loss | 83,094 |
| 16 | Assets at amortised cost | (1,891) |
| | Financial liabilities | |
| (128) | Fair value through profit and loss | 431 |
| (148,856) | Total | 81,634 |

The difference between the net gains/losses on investments of £83.5m (Fair value through profit and loss, above) versus the £97.6m Change in Market Value total in Note 12 is due to the management expenses of £14.1m deducted from fund assets at source but that have been “grossed-up” in the accounts to aid transparency. This is also referenced in Note 8.

Note 16 Nature & extent of risks arising from financial instruments

Risk and risk management

The Fund's primary long-term risk is that its assets will fall short of its liabilities (i.e. promised benefits payable to members). The aim of investment risk management is to minimise the risk of an overall reduction in the value of the Fund and to maximise the opportunity for gains across the whole Fund portfolio. The Fund achieves this through asset diversification to reduce exposure to market risk (price, currency and interest rate risks) and credit risk to an acceptable level. In addition, the Fund manages its liquidity risk to ensure there is sufficient liquidity to meet the Fund's forecast cash flows.

The Fund manages these investment risks as part of its overall Fund risk management programme. Responsibility for the Fund's risk management strategy rests with the Pension Committee. Risk management policies are established to identify and analyse the risks faced by the Fund and these are regularly reviewed to reflect changes in Fund activities and market conditions.

Market risk

Market risk is the risk of a loss from fluctuations in equity and commodity prices, interest and foreign exchange rates and credit spreads. The Fund is exposed to market risk from its investment activities particularly through any equity holdings. The level of risk exposure depends on market conditions, expectations of future price and yield movements and asset mix. In general, excessive volatility in market risk is managed through diversification of the portfolio in terms of asset class, geographical and industry sectors and individual securities. Regular monitoring of market conditions and analysis is undertaken by the Pension Committee to mitigate market risk whilst optimising return. The table below shows the estimated change in the net assets available to pay benefits if market prices were to increase or decrease by 10%. The analysis excludes cash and working capital the valuations of which are not directly subject to market risk.

| | Value £'000 | Value on 10% price increase £'000 | Value on 10% price decrease £'000 |
|---------------------|----------------|---|---|
| As at 31 March 2023 | 1,841,066 | 2,025,174 | 1,656,960 |
| As at 31 March 2022 | 2,077,930 | 2,285,723 | 1,870,137 |

Currency Risk

Currency risk represents the risk that the fair value or future cash flows of a financial instrument will fluctuate because of changes in foreign exchange rates. The Fund is exposed to currency risk on financial instruments that are denominated in any currency other than Sterling (the functional currency). A strengthening/weakening of Sterling against the various currencies in which the Fund holds investments would increase/decrease the net assets available to pay benefits. To estimate the potential impacts of currency risk, the currency exchange rate volatility (i.e. % change relative to Sterling) of individual currencies is used as provided by ratesfx.com. For holdings in pooled investment vehicles, the effects of a 10% increase or 10% decrease in the value of sterling are calculated as a proxy.

The following table summarises the Fund's currency exposure based on its holdings of overseas equities and property as at 31 March 2023:

| Currency | Value at 31 March 2023 £'000 | Potential change % | Value on increase £'000 | Value on decrease £'000 |
|--------------------------------|------------------------------------|--------------------------|-------------------------------|-------------------------------|
| Euro | 66,200 | 3.8% | 68,742 | 63,658 |
| Japanese Yen | 23 | 7.2% | 24 | 21 |
| South Korean Won | 7,942 | 5.9% | 8,414 | 7,471 |
| Swiss Franc | 11,823 | 5.1% | 12,424 | 11,221 |
| US Dollar | 85,342 | 6.4% | 90,770 | 79,914 |
| Danish Krone | 1,852 | 3.8% | 1,921 | 1,782 |
| Hong Kong Dollar | 5,397 | 6.3% | 5,737 | 5,057 |
| Global Basket | 903,582 | 10.0% | 993,940 | 813,224 |
| Total Overseas Equity | 1,082,161 | | 1,181,972 | 982,348 |
| Overseas private equity (US\$) | 50,276 | 6.4% | 53,473 | 47,078 |
| Overseas Property (€) | 9,916 | 3.8% | 10,297 | 9,535 |
| Overseas Property (US\$) | 77,592 | 6.4% | 82,527 | 72,657 |
| Total Currency | 1,219,945 | | 1,328,269 | 1,111,618 |

For comparison, the following table summarises the Fund's currency exposure as at 31 March 2022:

| Currency | Value at 31 March 2022 £'000 | Potential change % | Value on increase £'000 | Value on decrease £'000 |
|--------------------------------|------------------------------------|--------------------------|-------------------------------|-------------------------------|
| Euro | 57,169 | 5.0% | 60,016 | 54,322 |
| Japanese Yen | 1,110 | 9.0% | 1,209 | 1,010 |
| South Korean Won | 5,217 | 7.5% | 5,607 | 4,827 |
| Swiss Franc | 17,209 | 5.3% | 18,113 | 16,306 |
| US Dollar | 88,087 | 7.5% | 94,667 | 81,507 |
| Hong Kong Dollar | 4,692 | 7.4% | 5,040 | 4,345 |
| Global Basket | 802,682 | 10.0% | 882,950 | 722,414 |
| Total Overseas Equity | 976,166 | | 1,067,602 | 884,731 |
| Overseas private equity (US\$) | 57,532 | 7.5% | 61,829 | 53,235 |
| Overseas Property (€) | 13,213 | 5.0% | 13,871 | 12,554 |
| Overseas Property (US\$) | 77,163 | 7.5% | 82,927 | 71,399 |
| Total Currency | 1,124,074 | | 1,226,229 | 1,021,919 |

Credit Risk

Credit risk represents the risk that the counterparty to a transaction or a financial instrument will fail to discharge an obligation and cause the Fund to incur a financial loss. The market values of investments generally reflect an assessment of credit in their pricing and consequently the risk of loss is implicitly provided for in the carrying value of the Fund's financial assets and liabilities.

In essence the Fund's entire investment portfolio is exposed to some form of credit risk however, the selection of high quality counterparties and financial institutions and legal due diligence carried out on all managers and the custodian, minimises the credit risk that may occur through the failure to settle a transaction.

The Fund's on-call sterling and dollar deposits with the custodian are swept into JP Morgan's money market funds which have an AAA credit rating from Fitch and Standard & Poor agencies.

Liquidity Risk

Liquidity risk represents the risk that the Fund will not be able to meet its financial obligations as they fall due. The Council operates controls to ensure that the Fund always has adequate cash resources to meet its commitments:

- daily monitoring of cash flow in the Pension Fund bank account,
- annual reviews of the maturity of the Fund (projections of cash inflows and outflows), and
- monthly monitoring of the cash flows generated from dealing with members and transactions at the Council in addition to those within the Pension Fund bank account or at the custodian.

Single Investment Risk

The following singular investments represent more than 5% of the net assets of the Fund. Each of the investments below is a pooled investment vehicle constituted from a large number of underlying assets. None of the underlying assets represent more than 5% of the Fund.

| Investment | Value at 31 March 2022 £'000 | % of Total Fund | Value at 31 March 2023 £'000 | % of Total Fund |
|--|------------------------------------|--------------------|------------------------------------|--------------------|
| Legal & General Future World Global Equity Index | 282,475 | 12.7% | 279,641 | 14.5% |
| Legal & General North America Equity Index Fund | 254,269 | 11.4% | 247,878 | 12.9% |
| LCIV Multi Asset Credit Fund | 52,919 | 2.4% | 224,543 | 11.7% |
| LCIV Global Alpha Paris-Aligned Fund | 235,513 | 10.6% | 222,872 | 11.6% |
| LCIV Global Alpha Fund | 162,652 | 7.3% | - | - |

Interest Rate Risk

The Fund invests in financial assets for the primary purpose of obtaining a return on investments. These investments are subject to interest rate risks which represent the risk that the fair value or future cash flows of a financial instrument will fluctuate because of changes in market interest rates. The following analysis shows the Fund's exposure to interest rate risk by estimating the potential impacts a 1% change in interest rates would have on the net assets available to pay benefits.

31 March 2023

| Assets exposed to interest rate risk | Value at 31 March 2023 £'000 | Potential movement on 1% change in interest rates £'000 | Value on increase £'000 | Value on decrease £'000 |
|--------------------------------------|---------------------------------|--|----------------------------|----------------------------|
| Cash deposits | 80,820 | 0 | 80,820 | 80,820 |
| Fixed income | 257,136 | 7,354 | 249,782 | 264,490 |
| Index linked securities | 69,786 | 13,608 | 56,178 | 83,394 |
| Total | 407,742 | 20,962 | 386,780 | 428,704 |

31 March 2022

| Assets exposed to interest rate risk | Value at 31 March 2022 £'000 | Potential movement on 1% change in interest rates £'000 | Value on increase £'000 | Value on decrease £'000 |
|--------------------------------------|---------------------------------|--|----------------------------|----------------------------|
| Cash deposits | 146,415 | 0 | 146,415 | 146,415 |
| Fixed income | 152,653 | 598 | 152,055 | 153,251 |
| Index linked securities | 100,315 | 22,671 | 77,644 | 122,986 |
| Total | 399,383 | 23,269 | 376,114 | 422,652 |

Note 17 Actuarial present value of promised retirement benefits

In addition to the triennial valuation, the Fund's Actuary, Hymans Robertson LLP, also undertakes a valuation of the pension fund liabilities every year using assumptions in line with IAS 19 to provide an estimate of the actuarial present value of promised retirement benefits. As an actuarial valuation has not been prepared at the date of these financial statements, the promised retirement benefits at 31 March 2023 have been projected using a roll forward approximation from the latest formal funding valuation at 31 March 2022.

The Actuary estimated the defined benefit obligation to be £1,852m as at 31 March 2023.

| Present value of promised retirement benefits | | |
|---|---------------|---------------|
| Year ended | 31 March 2022 | 31 March 2023 |
| Active members (£m) | 1,097 | 589 |
| Deferred members (£m) | 758 | 422 |
| Pensioners (£m) | 906 | 841 |
| Total (£m) | 2,761 | 1,852 |

These figures are prepared only for the purposes of providing the information required by IAS26, they are not relevant for calculations undertaken for funding purposes. The key assumptions used are:

| Financial assumptions | | |
|-----------------------------|---------------|---------------|
| Year ended | 31 March 2022 | 31 March 2023 |
| Pension increase rate (CPI) | 3.20% p.a. | 3.00% p.a. |
| Salary increase rate | 3.70% p.a. | 3.50% p.a. |
| Discount rate | 2.70% p.a. | 4.75% p.a. |

The longevity assumptions have changed since the previous IAS26 disclosure for the Fund. Life expectancy is based on the Fund's VitaCurves with improvements in line with the CMI 2021 model, with a 10% weighting of 2021 (and 2020) data, standard smoothing (Sk7), initial adjustment of 0.25% and a long term rate of improvement of 1.5% p.a. Based on these assumptions, the average future life expectancies at age 65 are summarised below:

| Demographic assumptions | | |
|--|--------------|----------------|
| | Males | Females |
| Current pensioners | 21.5 years | 24.3 years. |
| Future pensioners (assumed to be aged 45 at the latest valuation date) | 22.8 years | 25.9 years |

All other demographic assumptions are unchanged from 2022 and as per the latest funding valuation of the Fund.

Note 18 Current assets

| 31 March 2022 £'000 | | 31 March 2023 £'000 |
|---------------------------|--------------------------------------|---------------------------|
| 0 | Pension Fund bank account | 693 |
| 449 | Contributions receivable – employers | 84 |
| 36 | Contributions receivable - employees | 19 |
| 422 | Debtors | 369 |
| 907 | Total Current Assets | 1,165 |

Note 19 Current and Long term liabilities

| 31 March 2022 £'000 | | 31 March 2023 £'000 |
|---------------------------|--|---------------------------|
| | Current Liabilities | |
| (362) | Pension Fund bank account | 0 |
| (1,537) | Creditors | (945) |
| 0 | Benefits payable | (1,446) |
| (1,899) | Total Current Liabilities | (2,391) |
| | Long Term Liabilities | |
| (31,035) | Net amount due to London Borough of Camden | (21,436) |
| (31,035) | Total Long Term Liabilities | (21,436) |

Note 20 Additional voluntary contributions

Additional voluntary contributions (AVCs) are not included in the Pension Fund Accounts in accordance with Regulation 4(1)(b) of the Local Government Pension Scheme (Management and Investment of Funds) Regulations 2016. The Fund has appointed Phoenix Life Limited and Prudential Assurance Company Limited as its AVC providers. Phoenix Life operates two funds, the deposit fund and the managed fund and employees can contribute to either. Prudential Assurance offers a choice from nineteen funds catering for risk appetites ranging from minimal to higher risk. Members have the option to choose a combination of these funds or to invest in the default fund (with profits) or a lifestyle option, which commences with higher risk investments and is gradually switched to lower risk investments as the member moves closer to retirement. The values and transaction summaries of the AVC funds are shown below. Note, the Phoenix Life accounts are produced on a calendar year basis so their numbers below are for the years ended 31 December 2021 and 31 December 2022.

| | Prudential £'000 | | Prudential £'000 |
|------------------------------------|---------------------|------------------------------------|---------------------|
| Value at 1 April 2021 | 2,095 | Value at 1 April 2022 | 2,421 |
| Contributions & transfers received | 731 | Contributions & transfers received | 971 |
| Investment return | 83 | Investment return | (18) |
| Paid out | (488) | Paid out | (455) |
| Value at 31 March 2022 | 2,421 | Value at 31 March 2023 | 2,919 |

| | Phoenix Life Ltd £'000 | | Phoenix Life Ltd £'000 |
|------------------------------------|------------------------------|------------------------------------|------------------------------|
| Value at 1 January 2021 | 824 | Value at 1 January 2022 | 817 |
| Contributions & transfers received | 13 | Contributions & transfers received | 9 |
| Investment return | 38 | Investment return | (42) |
| Paid out | (58) | Paid out | (116) |
| Value at 31 December 2021 | 817 | Value at 31 December 2022 | 668 |

Note 21 Related party transactions

The London Borough of Camden Pension Fund is administered by the London Borough of Camden Council and consequently, there is a strong relationship between the Council and the Pension Fund. The Council is the single largest employer of members of the Pension Fund with contributions as presented in Note 5.

In 2022/23 £130k was paid to the Council for finance and accountancy services (£166k in 2021/22), and £537k was paid to the Pension Shared Service located at Wandsworth Council for providing the pensions administration service (£460k in 2021/22).

At 31 March 2023, there was a net amount of £21.4m due from the Pension Fund to the Council (31 March 2022: £31m).

The Council, via the Pension Fund, is a shareholder in London LGPS CIV Limited and the Net Assets Statement includes unquoted shares at cost £150k (31 March 2022: £150k). Fees invoiced to the Fund by LCIV for the year were £451,662 (2021/22: £312,568).

Governance

Councillors are no longer permitted to participate in LGPS schemes but may be deferred or pensioner members. Each member of the Pension Fund Committee is required to declare their interests at each meeting.

Key Management Personnel

The Head of Treasury and Financial Services held a key position in the management of the Pension Fund for the year to 31 March 2023.

No other material transactions with related parties of the Fund during 2022/23 were identified.

Note 22 Contingent liabilities & contractual commitments

Property

The Fund has undrawn contractual capital commitments in relation to three unquoted limited partnership funds in global property; one Euro denominated Luxembourg 'SICAR' and two US Dollar denominated Guernsey Limited Partnerships. These are drawn down in tranches over time as and when the manager needs the cash to invest in underlying investments. The Euro fund had £2.226m of undrawn contractual capital outstanding as at 31 March 2023 (£2.137m as at 31 March 2022), the US Dollar funds had a total of £46.715m of undrawn contractual capital outstanding as at 31 March 2023 (£45.346m as at March 2022). These amounts are not required to be included in the Pension Fund accounts.

Private equity

The Fund has a further commitment in relation to its private equity mandate via the HarbourVest 2016 Global AIF Limited Partnership. This commitment is drawn down in tranches over time as and when the manager requests cash to fund underlying investments. The fund is denominated in US Dollars and had £16.053m of commitments outstanding as at 31 March 2023 (£15.092m as at 31 March 2022). This amount is not required to be included in the Pension Fund accounts.

Infrastructure

The Fund made a commitment of £106m to the London Collective Investment Vehicle's Infrastructure Fund on 31 October 2019. At 31 March the commitment outstanding was £37m (£61.3m outstanding at 31 March 2022).

There are no contingent liabilities to report.

Note 23 Events after the reporting period

The Pension Fund accounts were authorised for issue by the Executive Director Corporate Services on 16 October 2024. Events taking place after this date are not reflected in the financial statements or notes. Where events taking place prior to this date about conditions existing as of 31st March 2023, the figures in the financial statements and notes have been adjusted in all material aspects to reflect the impact of this information. There is one event that took place after the reporting period that warrants disclosure.

In June 2023, a judgement was handed down in the High Court in the case of Virgin Media Vs NTL Pension Trustees II Limited that could have implications for defined benefit (DB) pension schemes going forward. The ruling was that certain pension scheme rule amendments were invalid if they were not accompanied by correct actuarial confirmation. Virgin Media appealed this review, however the Court of Appeal has unanimously upheld the judgement of the High Court on the 25th of July 2024.

PwC is the consulting actuary of the National Audit Office (NAO) and has highlighted this ruling to auditors, noting that the ruling which now stands (was being appealed at the time) will form part of case law and is expected to apply across other schemes.

For public sector schemes (regulated by Public Service Pensions Act 2013) covered by PwC's report, the latest position is follows:

1. Police and Fire schemes: The judgement has no impact after the Government Actuary Department (GAD) review.
2. Local Government Pension Schemes (LGPS): GAD is currently reviewing the historical rule amendment and the applicability within LGPS and therefore it is too uncertain to recognise the impact, if any, to the LGPS.

The Fund has liaised with its actuaries, Hyman's Robertson, who have confirmed that no additional allowance has been made for the June 2023 legal case and that the ruling above at this stage only applies to Virgin Media. They are not aware of any LGPS fund currently making any additional allowance within the accounts for this ruling.

Independent auditor's statement to the members of London Borough of Camden on the pension fund financial statements included within the London Borough of Camden Pension Fund annual report

Report on the financial statements

We were appointed to audit the Pension Fund financial statements for the year ended 31 March 2023 included within London Borough of Camden's financial statements, which comprise the Fund Account, the Net Assets Statement and the notes to the financial statements, including the summary of significant accounting policies, and to examine the Pension Fund financial statements included within London Borough of Camden Pension Fund's annual report to express an opinion on whether the Pension Fund financial statements in the Pension Fund's annual report are consistent with the audited financial statements of the London Borough of Camden for the year ended 31 March 2023 and comply with applicable law and the CIPFA/LASAAC Code of Practice on Local Authority Accounting in the United Kingdom 2022/23.

Disclaimer of Opinion

We do not express an opinion on whether the Pension Fund financial statements included in London Borough of Camden Pension Fund's annual report are consistent with the audited financial statements of London Borough of Camden for the year ended 31 March 2023, and comply with applicable law and the CIPFA/LASAAC Code of Practice on Local Authority Accounting in the United Kingdom 2022/23. This is because we have not expressed an opinion on the Pension Fund financial statements included in London Borough of Camden's financial statements. We have not expressed an opinion on the Pension Fund financial statements included in London Borough of Camden's financial statements due to the significance of the matter described in the Basis for Disclaimer of Opinion below. This matter means we have not been able to obtain sufficient appropriate audit evidence to provide a basis for an audit opinion on the Pension Fund's financial statements and whether the Pension Fund's financial statements in the annual report are consistent with the financial statements of London Borough of Camden.

Basis for Disclaimer of Opinion

On 30 September 2024, the Accounts and Audit (Amendment) Regulations 2024 ('The Amendment Regulations') came into force. The Amendment Regulations require the Pension Fund to publish its financial statements and auditor's opinion for the year ended 31 March 2023 by 13 December 2024 ('the backstop date'). The backstop date introduced by the Amendment Regulations has impeded our ability to obtain sufficient appropriate evidence upon which to form an opinion on the financial statements and whether the financial statements in the Pension Fund's annual report are consistent with the financial statements of London Borough of Camden.

Respective responsibilities of the Executive Director of Corporate Services and the auditor

As explained more fully in the Statement of Responsibilities, the Executive Director of Corporate Services is responsible for the preparation of the Pension Fund's financial statements in accordance with applicable United Kingdom law.

Our responsibility is to report to the Members of London Borough of Camden as a body, whether the Pension Fund financial statements within the Pension Fund annual report are consistent with the financial statements of London Borough of Camden.

We conducted our work in accordance with Auditor Guidance Note 07 – Auditor Reporting, issued by the National Audit Office. Our report on the Pension Fund financial statements contained within the audited financial statements of London Borough of Camden describes the basis of our opinions on the financial statements

Use of this auditor’s statement

This report is made solely to the members of London Borough of Camden, as a body and as administering authority for London Borough of Camden Pension Fund, in accordance with Part 5 paragraph 20(5) of the Local Audit and Accountability Act 2014. Our work has been undertaken so that we might state to the members of London Borough of Camden those matters we are required to state to them and for no other purpose. To the fullest extent permitted by law, we do not accept or assume responsibility to anyone other than London Borough of Camden and London Borough of Camden’s members as a body, for our audit work, for this statement, or for the opinions we have formed.

Suresh Patel

Key Audit Partner For and on behalf of Forvis Mazars LLP
30 Old Bailey
London
EC4M 7AU

06 December 2024