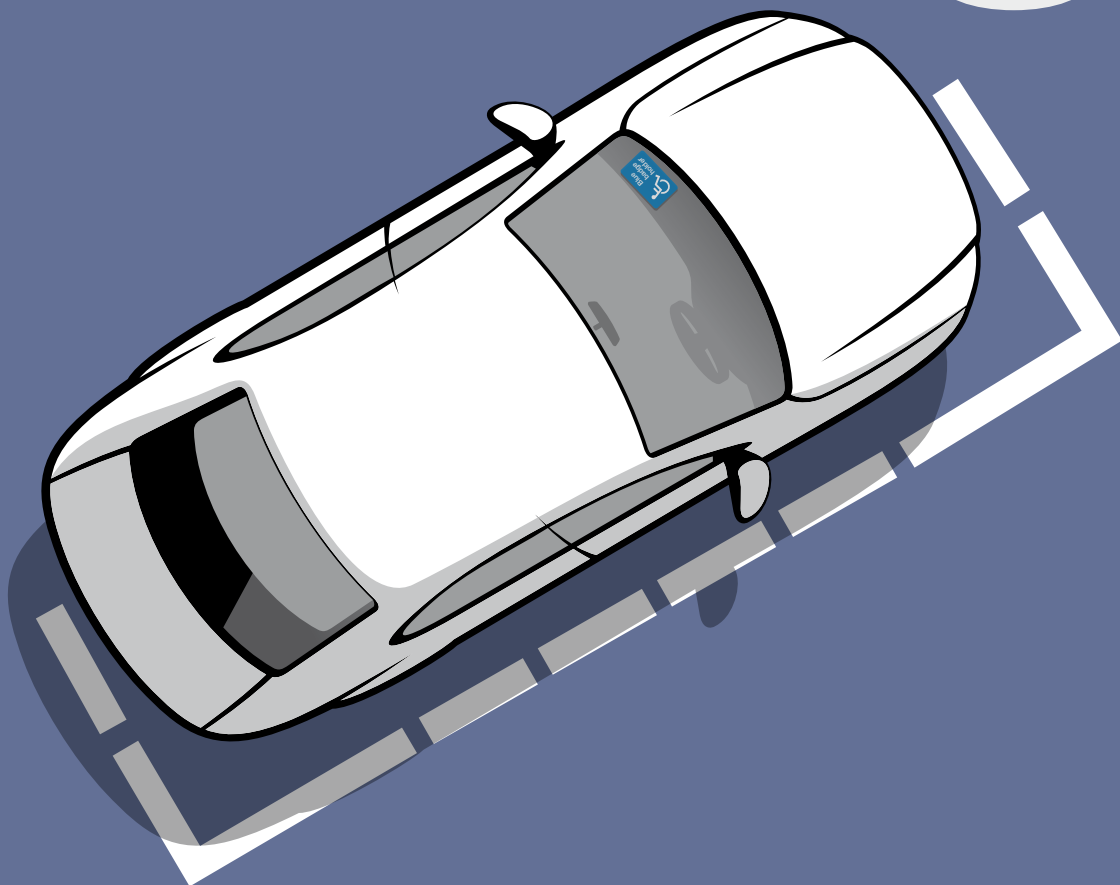


Blue badge parking in Camden

Your guide to parking with a blue badge in Camden



Blue badge parking in Camden

01	Welcome	3
	We set out what information you'll find in this guide and explain in brief about blue badge parking in Camden	

02	Where can I park with my blue badge in Camden?	4
	Learn about the general concessions and how you can park with your blue badge in Camden	

03	What your blue badge doesn't allow you to do in Camden	8
	We take you through locations where concessions do not apply to blue badge holders	

04	Green badge zone	10
	We explain what the green badge zone is and show you where it applies in Camden	

05	Parking resources	11
	Some useful links in the world of parking	

01 Welcome

Blue badges are issued to people with various physical disabilities, impairments and medical conditions. The blue badge enables the owner of the badge to park close to their destination whether they are the driver or a passenger.

Blue badge parking in Camden

This guide provides advice on where to park in Camden with a blue badge and sheds some light on Camden's green badge zone.

The Department for Transport's '**The blue badge scheme: Rights and responsibilities in England**' guide contains more detailed information on parking with a blue badge.

This blue badge guide provides you with a useful insight but further information is available on our website:

www.camden.gov.uk/parking



02 Where can I park with my blue badge in Camden?

Camden has two different zones for blue badge holders – the green badge zone within the busy West End area and the remainder of the borough. This section applies to the area of Camden outside of the West End. For information regarding parking within the green badge zone, please refer to section 4 of this guide.

There are different types of parking bays in Camden. Blue badge holders may park in some bays free of charge but not all bays. There are two different types of blue badge parking bays in Camden. Both provide free parking for blue badge holders, either for an unlimited time or for the time limit shown on the time plate. In time limited bays you will need to display your time clock set to your arrival time and your blue badge. You may park on yellow lines for three hours providing there are no loading restrictions in force and your blue badge and accompanying clock are displayed with the clock set to your time of arrival.

The below aims to help you park correctly when using your blue badge.

Resident permit bays

Can I park in this bay with my blue badge?

- **Yes** – As long as the resident permit bay is not within the green badge zone.

Is there a charge or time limit to park in this bay?

- **No charge** – You can park in a resident permit bay with your blue badge without charge.
- **No time limit** – There is no time limit for how long you can park in a resident permit bay with your blue badge.



02 Where can I park with my blue badge outside of the Green Badge Zone?


The information on this page applies to bays outside of the Green Badge Zone. Please see page 10 for Green Badge Zone information.

Paid for parking bays

Can I park in this bay with my blue badge?

- **Yes** – Providing your blue badge is clearly displayed.

Blue badges do not provide parking concessions in coach/bus paid for parking bays which show a coach/bus symbol on the bay's time plate.



Is there a charge or time limit to park in this bay?

- **No charge** – You can park in a paid for parking bay with your blue badge without charge.
- **No time limit** – There is no time limit for how long you can park in a paid for parking bay with your blue badge.

Did you know?

In the green badge zone blue badge holders must purchase paid for parking time.

However, blue badge holders are given an additional one hour free of charge parking concession providing an initial payment is made and a blue badge is clearly displayed within the vehicle.

02

Where can I park with my blue badge in Camden?

Did you know?

The misuse of a blue badge is a serious offence. A blue badge is only for the use of the holder and is not to be used for the benefit of friends and family. It can only be used if the holder is either the driver or a passenger in a vehicle. This includes carrying out tasks such as collecting prescriptions or shopping on behalf of the holder.

Blue badge parking bays

Can I park in this bay with my blue badge?

- **Yes** - You can also park in blue badge parking bays that are located in the green badge zone.
- There are two types of blue badge bays which allow parking either for an unlimited time or for the time shown on the time plate. In the time limited bays the arrival time will also need to be set on your clock disc displayed with the blue badge.

Is there a charge or time limit to park in this bay?

- **No charge** - You can park in a blue badge parking bays with your blue badge without charge.
- **Time limits may apply** - Time limited blue badge bays will have a set time limit. Please refer to the bay's time plate to determine if you are parked within a time limited bay.

Unlimited time blue badge bay



Disabled badge holders only

02 Where can I park with my blue badge in Camden?

Single and double yellow lines

Can I park in this location with my blue badge?

- **Yes** - You are required to display your blue badge and clock showing your time of arrival.

Is there a charge or time limit to park in this location?

- **No charge** - You can park on single or double yellow lines without charge.
- **Yes, there is a time limit** - You are only allowed to park for a maximum of three hours on a single or double yellow line.

Please be aware that you are not allowed to park with your blue badge if a loading ban is in operation or if the yellow lines are within the green badge zone.

A loading ban is indicated by yellow blips (chevrons) on the kerb. Double blips mean that loading and unloading is not allowed at any time. Single blips mean that loading and unloading is not allowed during certain times, which will be indicated by an accompanying time-plate.



03 What your blue badge doesn't allow you to do in Camden

In Camden blue badge concessions do not apply in bays reserved for specific uses or dedicated permit holders. The below are examples of time plates for these bays although the numbering will differ. If you do park in one of these locations you may receive a penalty charge notice (PCN).

The diagram illustrates eight categories of parking bays where blue badge concessions are not applicable, each with a corresponding sign:

- Car club bay:** Sign with 'P', 'Car club permit holders only', and 'CC-125'.
- Dedicated disabled permit holder bay:** Sign with 'P' and '105'.
- Traders' bay:** Sign with 'P', 'Permit holders only', 'MKT', 'Mon - Fri 10 am - 3.30 pm', 'OR', 'Permit holders only', and 'T06 Mon - Fri 8.30 am - 6.30 pm'.
- Business bay:** Sign with 'P', 'Business permit holders only', and 'A49 Mon - Fri 8.30 am - 6.30 pm'.
- Loading only bay:** Sign with a loading icon and 'Loading only'.
- Electric vehicle charging bay:** Sign with 'P', an electric vehicle icon, and 'Electric vehicles recharging point only Max stay 3 hours'.
- Diplomatic bay:** Sign with 'P' and 'Diplomatic cars only'.
- Doctors' bay:** Sign with 'P', 'Doctor permit holders only', and 'D54 Mon - Fri 8 am - 8 pm'.



03

What your blue badge doesn't allow you to do in Camden

In Camden you will not be able to park in the following locations using your blue badge. If you do park in one of these locations you may receive a penalty charge notice (PCN).

Taxi stand rank



Ambulance bay



Suspended bays



Motorcycle bay

Parking in police bays, bus stops or bus stands is also not allowed with your blue badge.



MOTORCYCLES ONLY

04 Green badge zone

The green badge zone operates near the West End of London. This area is particularly congested and has a high demand for parking spaces. In this area of Camden a blue badge is only valid with a green badge.

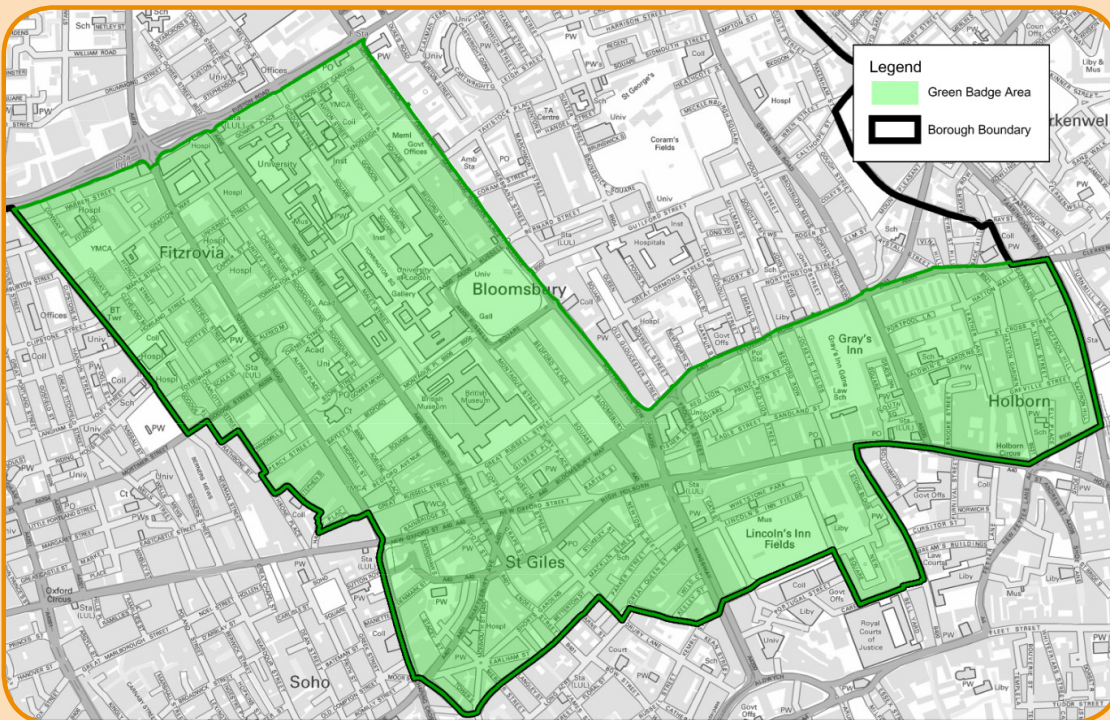
If you hold both a blue and green badge, you are able to park in the following locations within the green badge zone:

- green badge bays
- shared use loading/blue badge parking bay (between 6.30pm to 8.30am daily and all day Sunday)
- paid for parking bays
- resident permit holders' bay.

Green badges are only available to blue badge holders who either:

- live in Camden in the green badge zone
- work in Camden in the green badge zone
- study in Camden in the green badge zone.

The streets within the green badge zone can be viewed on the **green badge section of our website** and fall in Camden's controlled parking zones CA-C, CA-D and CA-E.



You must ensure both your blue badge and green badge are on clear display in your car to take advantage of these parking opportunities. Remember, if you are an ordinary blue badge holder, you can park for up to one hour free of charge in paid for parking bays in the green badge zone. An initial parking payment will have to be made first and you will need to display your blue badge within your vehicle.

05 Parking resources

Below are a few links you may find useful

Camden's Parking Bays

The handy guide to finding out where the closest blue badge parking bay is located.

[Camden's parking bays](#)

Government Blue Badge Information

Information on blue badge parking from the government.

[Government blue badge information](#)

Environment and Traffic Adjudicators

ETA administers the independent tribunals which hear appeals against PCNs in London.

[Environment and Traffic Adjudicators](#)

The Highway Code

The Highway Code provides factual information and guidance to road users.

[The Highway Code](#)

Camden's Enforcement Protocol

The purpose of Camden's Enforcement Protocol is to inform the public of Camden's on street and CCTV parking and traffic enforcement procedures.

[Camden's Enforcement Protocol](#)

Camden's Annual Parking Report

This report covers parking statistics, financial information and general project updates.

[Camden's Annual Parking Report](#)

The Traffic Management Act 2004

This is the current legislation which governs parking enforcement in London.

[The Traffic Management Act 2004](#)